



Lowellville Local School District

Monthly Financial Report

Fiscal Year 2021 Revenue and Expenditure Activity Through April

PREPARED BY:
BRYAN SCHIRALDI, TREASURER

Table of Contents

FISCAL YEAR 2021 REVENUE AND EXPENDITURE ANALYSIS THROUGH APRIL	3
FISCAL YEAR 2021 MONTHLY REVENUE ANALYSIS - APRIL	4
FISCAL YEAR 2021 REVENUE ANALYSIS - JULY - APRIL	5
FISCAL YEAR 2021 MONTHLY EXPENDITURE ANALYSIS - APRIL	6
FISCAL YEAR 2021 EXPENDITURE ANALYSIS - JULY - APRIL	7
BANK RECONCILIATION	8

FISCAL YEAR 2021 REVENUE AND EXPENDITURE ANALYSIS THROUGH APRIL

1. ACTUAL COMPARED TO FORECAST VARIANCE AND NET FAVORABILITY ANALYSIS

CURRENT YEAR-TO-DATE
REVENUE COLLECTIONS
INDICATE A

\$135,535

FAVORABLE COMPARED TO
FORECAST

CURRENT YEAR-TO-DATE
EXPENDITURES INDICATE A

\$231,687

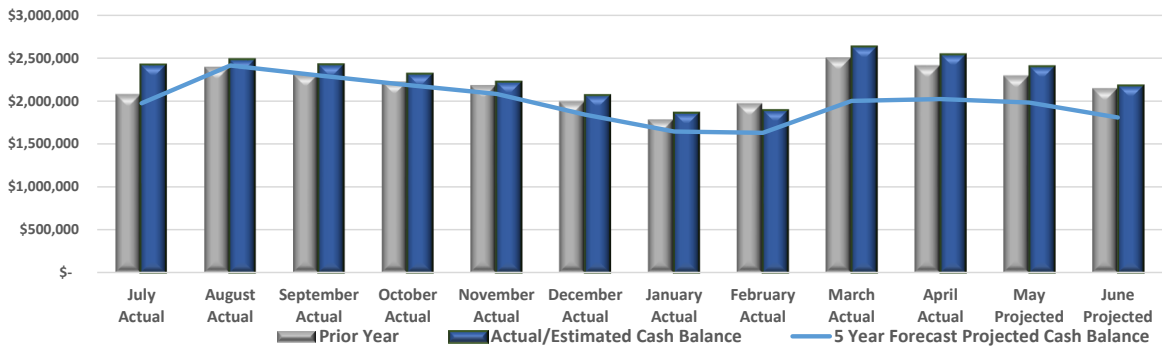
FAVORABLE COMPARED TO
FORECAST

POTENTIAL NET IMPACT
WOULD RESULT IN A

\$367,222

FAVORABLE IMPACT ON THE
CASH BALANCE

2. VARIANCE AND CASH BALANCE COMPARISON



APRIL CASH BALANCE IS

\$132,413

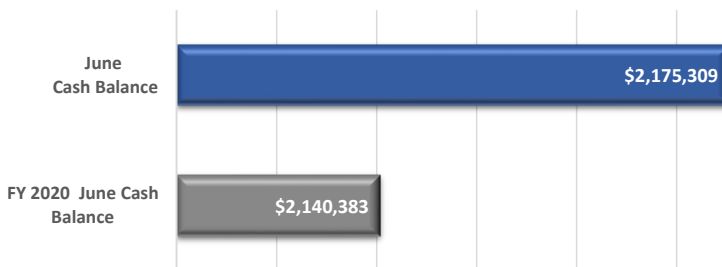
MORE THAN LAST APRIL

APRIL CASH BALANCE IS

\$367,222

MORE THAN THE FORECASTED
AMOUNT

3. FISCAL YEAR 2021 REVENUE SHORTFALL/SURPLUS ANALYSIS (BASED UPON ACTUAL/ESTIMATED VARIANCE)



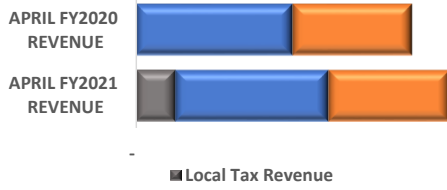
OPERATING SURPLUS OF

\$34,926

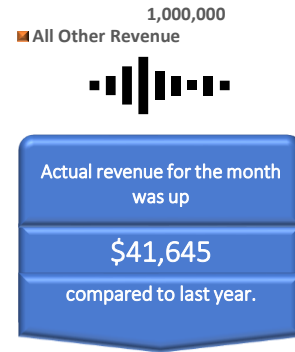
WILL INCREASE THE CASH BALANCE
BY THE END OF THE FISCAL YEAR

FISCAL YEAR 2021 MONTHLY REVENUE ANALYSIS - APRIL

1. APRIL REVENUE COLLECTIONS COMPARED TO PRIOR YEAR

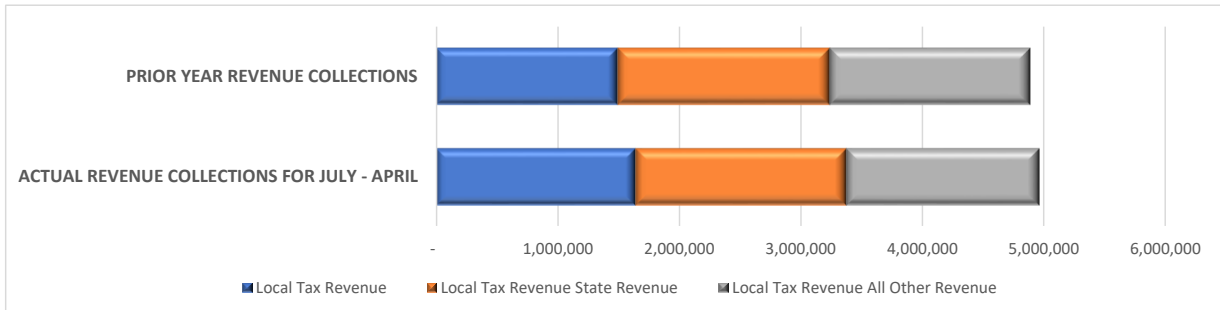


	Actual Revenue Collections For April	Prior Year Revenue Collections	Actual Compared to Last Year
Local Tax Revenue	43,236	-	▲ 43,236
State Revenue	169,668	173,276	▼ (3,609)
All Other Revenue	134,342	132,325	▲ 2,017
Total Revenue	347,246	305,601	▲ 41,645



Timing difference is causing a variance in Local Revenue for the Month of April compared to prior year.

2. ACTUAL REVENUE RECEIVED THROUGH APRIL COMPARED TO THE PRIOR YEAR



	Actual Revenue Collections For July - April	Prior Year Revenue Collections For July - April	Current Year Compared to Last Year
Local Tax Revenue	1,637,762	1,492,277	▲ 145,485
State Revenue	1,737,763	1,746,616	▼ (8,852)
All Other Revenue	1,586,105	1,647,011	▼ (60,907)
Total Revenue	4,961,630	4,885,904	▲ 75,726



District had a reappraisal done and there was a significant increase to values causing an increase in Local Tax Revenue.

FISCAL YEAR 2021 REVENUE ANALYSIS - JULY - APRIL

3. POSSIBLE CASH FLOW VARIANCE FROM FORECAST DUE TO FYTD ACTUAL RESULTS

CURRENT YEAR-TO-DATE REVENUE
COLLECTIONS INDICATE A

\$135,535

FAVORABLE COMPARED TO FORECAST

	Forecast Annual Revenue Estimates	Cash Flow Actual/Estimated Calculated Annual Amount	Current Year Forecast Compared to Actual/Estimated
Local Tax Revenue	1,576,606	1,691,500	114,894
State Revenue	2,064,472	2,079,479	15,007
All Other Revenue	1,874,362	1,879,996	5,634
Total Revenue	5,515,440	5,650,975	135,535

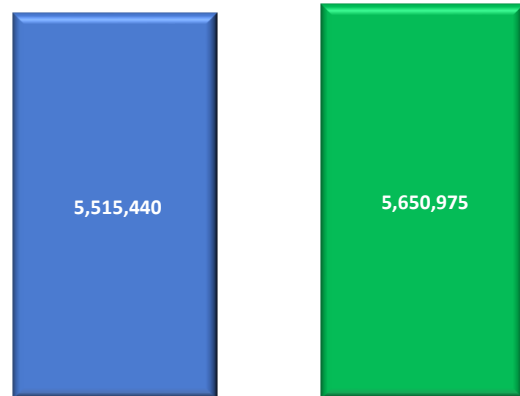
The district's current cash flow, both actual and estimated indicate a favorable variance of \$135,535

District had a reappraisal done and there was a significant increase to values for Residential and Public Utility Personal Property (PUPP) causing an increase in Local Tax Revenue.

4. REVENUE VARIANCE ANALYSIS OF POTENTIAL IMPACT

Results through April indicate that Fiscal Year 2021 actual/estimated revenue could total \$5,650,975, a favorable variance of \$135,535 compared to the annual forecast total revenue. This means the forecast cash balance could be improved.

Comparison of 5 Year Forecast Total Revenue with Actual + Estimated Monthly Cash Flow



2021 5-Year Forecast Total Revenue July - April Actual Revenue Collected To-date plus May - June Estimated Revenue Collections

FISCAL YEAR 2021 MONTHLY EXPENDITURE ANALYSIS - APRIL

1. APRIL EXPENDITURES COMPARED TO PRIOR YEAR



	Actual Expenses For April	Prior Year Expenditure Incurred	Actual Compared to Last Year
Salaries and Benefits	346,708	323,643	▲ 23,065
Purchased Services	58,443	70,602	▼ (12,159)
All Other Expenses	30,470	2,906	▲ 27,564
Total Expenditures	435,621	397,151	▲ 38,470



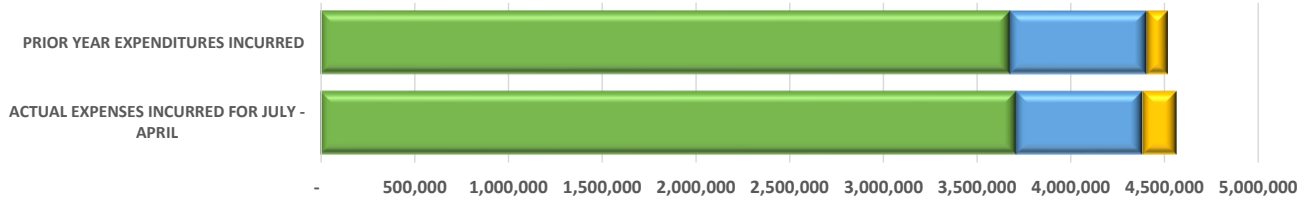
Actual expenses for the month was up

\$38,470

compared to last year.

Variance in Other Expenses due to the timing of Final Tax Settlement fees. Prior year occurred in May.

2. ACTUAL EXPENSES INCURRED THROUGH APRIL COMPARED TO THE PRIOR YEAR



	Actual Expenses For July - April	Prior Year Expenditures Incurred	Actual Compared to Last Year
Salaries and Benefits	3,709,366	3,677,016	▲ 32,350
Purchased Services	672,582	728,009	▼ (55,427)
All Other Expenses	180,610	111,752	▲ 68,859
Total Expenditures	4,562,559	4,516,777	▲ 45,782

Compared to the same period, total expenditures are

\$45,782

higher than the previous year

All other expenses increased compared to the previous year due to additional supplies needed throughout the year.

FISCAL YEAR 2021 EXPENDITURE ANALYSIS - JULY - APRIL

3. POSSIBLE CASH FLOW VARIANCE FROM FORECAST DUE TO FYTD ACTUAL RESULTS

**CURRENT YEAR-TO-DATE
EXPENDITURES INDICATE A**

\$231,687

**FAVORABLE COMPARED TO
FORECAST**

	Forecasted Annual Expenses	Cash Flow Actual/Estimated Calculated Annual Amount	Forecasted amount compared to Actual/Estimated
Salaries and Benefits	4,650,417	4,495,341	▼ (155,076)
Purchased Services	917,657	838,154	▼ (79,503)
All Other Expenses	279,662	282,553	▲ 2,891
Total Expenditures	5,847,736	5,616,048	▼ (231,687)

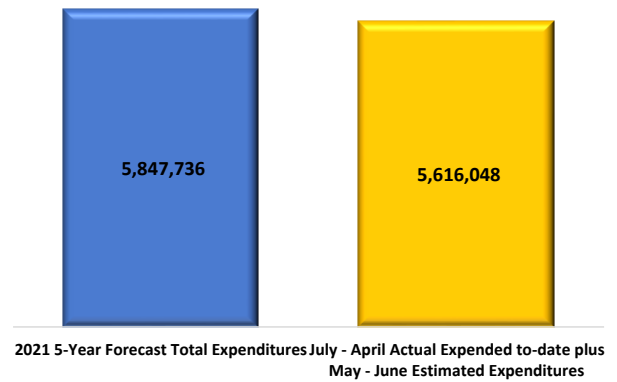
The district's current cash flow, both actual and estimated expenditures indicate a favorable variance of \$231,687.

Variance in salaries is due to staffing changes throughout the year and new hires not working the amount of hours that were originally projected.

4. EXPENDITURE VARIANCE ANALYSIS OF POTENTIAL IMPACT

Results through April indicate that Fiscal Year 2021 actual/estimated expenditures could total \$5,616,048 which has a favorable expenditure variance of \$231,687. This means the forecast cash balance could be improved.

Comparison of 5 Year Forecast Total Expenditures with Actual + Estimated Monthly Cash Flow



**LOWELLVILLE LOCAL SCHOOL DISTRICT
BANK RECONCILIATION
April 30, 2021**

Huntington Bank		Beginning 4/1/2021	Additions	Subtractions	Ending 4/30/2021	Balance Per Books
General	1190	\$ 1,174,110.66	\$ 326,570.42	\$ (542,145.16)	\$ 958,535.92	BOOK BALANCE
Payroll	7667	\$ 7,871.37	\$ 268,175.63	\$ (266,699.62)	\$ 9,347.38	FINSUMM \$ 4,446,281.98
Athletic Start Up Change		\$ -	\$ -	\$ -	\$ -	
Bank Check Clearing Error		\$ -	\$ -	\$ -	\$ -	
Deposit in Transit PayFort		\$ 454.75	\$ 470.00	\$ (454.75)	\$ 470.00	
Endowment		\$ 922.91	\$ -	\$ (3.14)	\$ 919.77	
Wealth Acct	0453	\$ 3,457,877.00	\$ 103,507.54	\$ (295.01)	\$ 3,561,089.53	
		\$ 4,641,236.69	\$ 698,723.59	\$ (809,597.68)	\$ 4,530,362.60	
Previous Out	General	\$ (85,287.68)		\$ 85,287.68	\$ -	
	Payroll	\$ (7,871.37)		\$ 7,871.37	\$ -	
					\$ -	
O/S	General			\$ (74,733.24)	\$ (74,733.24)	
	Payroll			\$ (9,347.28)	\$ (9,347.28)	
Deposits in Transit				\$ -	\$ -	
Bank Recon Error				\$ (0.10)	\$ (0.10)	
Reconciled Bank Balance		\$ 4,548,077.64	\$ 698,723.59	\$ (800,519.25)	\$ 4,446,281.98	\$ 4,446,281.98
Checks/CHKSTS				\$ -		
Checks/CHEKPY				\$ -		
Deposits/RECLST		\$ -				
Trsf From Gen to Payroll		\$ -	\$ -			NOTE: There is a \$0.10 variance in the payroll account due to a timing issue with the bank. This will be monitored and rectified next month.
Trsf From Gen to Activity		\$ -	\$ -			
Trsf From Payroll to Gen		\$ -				
		\$ -	\$ -			
DIFFERENCE						
Difference Bank to Book						\$ (0.00)

LOWELLVILLE LOCAL SCHOOL DSTR

Cash Summary Report

Full Account Code	Description	Initial Cash	MTD Received	FYTD Received	MTD Expended	FYTD Expended	Fund Balance	Encumbrance	Unencumbered Balance
001-0000	GENERAL FUND	\$ 2,140,382.78	\$ 347,246.41	\$ 4,961,629.70	\$ 435,621.23	\$ 4,562,558.53	\$ 2,539,453.95	\$ 322,686.85	\$ 2,216,767.10
001-9020	MEDICARE ADJUSTMENT	0.00	0.00	0.00	0.00	0.00	0.00	0.00	0.00
002-0000	BOND RETIREMENT FUND	210,976.25	6,279.55	190,328.65	11,957.26	191,953.58	209,351.32	0.00	209,351.32
003-0000	PERMANENT IMPROVEMENT	98.78	0.03	0.83	0.00	98.59	1.02	0.00	1.02
006-0000	FOOD SERVICE FUND	191,044.50	35,146.05	142,668.83	34,727.69	160,414.29	173,299.04	76,778.80	96,520.24
008-0000	ENDOWMENT FUND	922.91	0.00	0.00	0.00	0.00	922.91	0.00	922.91
013-9005	RECREATION-PARK	24,883.94	0.00	0.00	0.00	0.00	24,883.94	0.00	24,883.94
013-9905	RECREATION-EXERCISE	500.01	0.00	0.00	0.00	0.00	500.01	0.00	500.01
018-9990	PRINCIPAL'S FUND	610.78	4,015.00	4,015.00	0.00	0.00	4,625.78	14.00	4,611.78
018-9991	PRINCIPAL FUND DONATIONS	743.54	0.00	0.00	0.00	0.00	743.54	0.00	743.54
019-0000	LOCAL STUDENT ASSISTANCE FUND	865.95	0.00	0.00	0.00	0.00	865.95	0.00	865.95
019-9000	SUCCESS BY SIX-UNITED WAY	640.60	0.00	0.00	0.00	0.00	640.60	0.00	640.60
019-9017	MARTHA HOLDEN JENNINGS FOUNDATION GRANTS	45.52	0.00	0.00	0.00	45.52	0.00	0.00	0.00
019-9018	MARTHA HOLDEN JENNINGS FOUNDATION GRANTS	0.00	0.00	0.00	0.00	0.00	0.00	0.00	0.00
022-0000	OHSAA TOURNAMENT FUND	0.00	0.00	2,557.55	0.00	0.00	2,557.55	0.00	2,557.55
022-9016	UNCLAIMED FUNDS	5,233.81	0.00	0.00	0.00	0.00	5,233.81	0.00	5,233.81
027-9005	WORKER'S COMPENSATION FUND	54,883.64	0.00	9,445.64	371.00	4,337.00	59,992.28	0.00	59,992.28
029-0000	LOWELLVILLE SCHOOL FOUNDATION	134,251.56	5,647.38	9,140.69	0.00	180.00	143,212.25	2,700.00	140,512.25
034-0000	FACILITIES MAINTENANCE	205,623.69	850.43	23,153.90	5,246.23	34,792.30	193,985.29	6,099.80	187,885.49
035-0000	TERMINATION BENEFITS	73,586.30	0.00	0.00	0.00	7,208.22	66,378.08	0.00	66,378.08
070-0000	CAPITAL PROJECT-ROOF	325,367.60	531.35	9,065.30	0.00	0.00	334,432.90	0.00	334,432.90
070-9001	CAPITAL EQUIPMENT-BUS	145,241.31	0.00	0.00	0.00	42,423.63	102,817.68	0.00	102,817.68
070-9007	CAPITAL PROJECTS BUILDINGS & GROUNDS	604,200.79	0.00	0.00	22,225.00	50,826.49	553,374.30	1,715.70	551,658.60
200-9128	CLASS OF 2024	0.00	0.00	3,764.05	0.00	2,337.40	1,426.65	0.00	1,426.65
200-9129	CLASS OF 2018	0.00	0.00	0.00	0.00	0.00	0.00	0.00	0.00
200-9130	CLASS OF 2019	422.40	0.00	0.00	0.00	0.00	422.40	0.00	422.40
200-9131	CLASS OF 2020	2,169.46	0.00	0.00	0.00	0.00	2,169.46	0.00	2,169.46
200-9132	CLASS OF 2021	2,754.83	0.00	0.00	0.00	1,048.07	1,706.76	914.06	792.70
200-9133	CLASS OF 2022	1,110.45	2,950.00	2,950.00	0.00	636.52	3,423.93	2,475.00	948.93
200-9134	CLASS OF 2023	777.10	155.00	155.00	0.00	0.00	932.10	0.00	932.10
200-9180	ART	445.60	0.00	0.00	0.00	0.00	445.60	90.00	355.60
200-9181	ACADEMIC CHALLENGE	982.88	0.00	0.00	0.00	200.00	782.88	0.00	782.88
200-9182	DRAMA CLUB	946.70	0.00	0.00	0.00	0.00	946.70	1,001.30	(54.60)
200-9183	FTA	0.00	0.00	0.00	0.00	0.00	0.00	0.00	0.00
200-9184	ITALIAN CLUB	1,104.60	221.00	221.00	0.00	0.00	1,325.60	456.35	869.25
200-9185	NATIONAL HONOR SOCIETY	1,442.33	0.00	0.00	0.00	385.00	1,057.33	255.80	801.53
200-9186	ROCKETEER	72.75	0.00	0.00	0.00	0.00	72.75	0.00	72.75

LOWELLVILLE LOCAL SCHOOL DSTR

Cash Summary Report

Full Account Code	Description	Initial Cash	MTD Received	FYTD Received	MTD Expended	FYTD Expended	Fund Balance	Encumbrance	Unencumbered Balance
200-9187	S.A.A.D.	\$ 822.66	\$ 0.00	\$ 0.00	\$ 0.00	\$ 0.00	\$ 822.66	\$ 0.00	\$ 822.66
200-9188	SCIENCE	0.00	0.00	0.00	0.00	0.00	0.00	0.00	0.00
200-9189	SPANISH CLUB	711.06	0.00	0.00	0.00	0.00	711.06	0.00	711.06
200-9190	STUDENT ASSISTANCE	0.00	0.00	0.00	0.00	0.00	0.00	0.00	0.00
200-9191	STUDENT COUNCIL	621.28	0.00	0.00	0.00	0.00	621.28	0.00	621.28
200-9192	YEARBOOK - HIGH SCHOOL	99.96	0.00	901.00	0.00	1,000.00	0.96	0.00	0.96
200-9193	YEARBOOK - ELEMENTARY	0.00	0.00	0.00	0.00	0.00	0.00	0.00	0.00
200-9194	WELLNESS CLUB	2,866.78	0.00	0.00	0.00	0.00	2,866.78	0.00	2,866.78
200-9195	PEP CLUB	629.55	0.00	0.00	0.00	0.00	629.55	39.23	590.32
200-9196	CHARACTER AVENGERS	2,138.56	0.00	56.00	0.00	0.00	2,194.56	0.00	2,194.56
200-9901	ACTIVITY FUNDS-INTEREST	2,076.18	0.00	0.00	0.00	0.00	2,076.18	0.00	2,076.18
200-9905	HELP A STUDENT	0.00	0.00	0.00	0.00	0.00	0.00	0.00	0.00
200-9907	STUDENT FEES	26,425.77	40.00	259.00	360.00	11,842.04	14,842.73	1,706.00	13,136.73
300-9200	BASKETBALL-BOY'S	0.00	0.00	0.00	0.00	0.00	0.00	0.00	0.00
300-9210	LHS BAND	1,550.96	0.00	141.00	0.00	398.75	1,293.21	601.25	691.96
300-9215	CHEERLEADERS	2,021.39	0.00	9,839.70	0.00	10,105.95	1,755.14	0.00	1,755.14
300-9216	VOLLEYBALL	0.00	0.00	0.00	0.00	0.00	0.00	0.00	0.00
300-9217	JR. HIGH CHEERLEADERS	639.82	680.00	5,973.36	0.00	5,861.12	752.06	0.00	752.06
300-9220	AD Fundraisers	0.00	0.00	16,733.00	804.83	9,851.38	6,881.62	0.00	6,881.62
300-9225	ATHLETIC FUND	1,145.00	2,381.40	30,647.76	1,148.00	72,755.17	(40,962.41)	12,638.97	(53,601.38)
300-9300	BASKETBALL-BOY'S FUNDRAISERS	1,843.50	0.00	375.00	0.00	166.00	2,052.50	1,000.00	1,052.50
300-9301	BASKETBALL-GIRL'S FUNDRAISERS	3,516.97	0.00	0.00	0.00	270.00	3,246.97	0.00	3,246.97
300-9302	FOOTBALL FUNDRAISERS	1,659.97	0.00	260.00	0.00	1,676.91	243.06	0.00	243.06
300-9303	SOFTBALL FUNDRAISERS	1,697.00	0.00	0.00	1,302.00	1,302.00	395.00	0.00	395.00
300-9304	BOWLING FUNDRAISERS	13.91	0.00	0.00	0.00	0.00	13.91	0.00	13.91
300-9305	BASEBALL FUNDRAISERS	523.26	0.00	960.00	0.00	1,256.55	226.71	0.00	226.71
300-9307	CROSS COUNTRY FUNDRAISERS	280.96	0.00	0.00	0.00	0.00	280.96	0.00	280.96
300-9309	TRACK FUNDRAISERS	135.09	0.00	0.00	0.00	0.00	135.09	0.00	135.09
300-9311	JR. HIGH FOOTBALL-FUNDRAISERS	1.50	0.00	0.00	0.00	0.00	1.50	0.00	1.50
300-9316	VOLLEYBALL FUNDRAISERS	1,332.15	2,254.00	2,254.00	0.00	0.00	3,586.15	0.00	3,586.15
451-9019	E-TECH CONNECTIVITY 2019-2020	0.00	0.00	0.00	0.00	0.00	0.00	0.00	0.00
451-9021	DATA COMMUNICATION FUND	0.00	0.00	3,600.00	0.00	1,800.00	1,800.00	0.00	1,800.00
467-0000	Student Wellness and Success Funds	7,137.75	0.00	0.00	273.84	8,234.85	(1,097.10)	0.00	(1,097.10)
467-9021	Student Wellness and Success Fund	0.00	0.00	112,982.20	6,186.26	54,148.89	58,833.31	0.00	58,833.31
499-9018	SCHOOL BUS GRANT FY21	0.00	0.00	39,254.87	0.00	39,254.87	0.00	0.00	0.00
499-9019	OHIO SCHOOL SAFETY GRANT	0.00	0.00	0.00	0.00	0.00	0.00	0.00	0.00

LOWELLVILLE LOCAL SCHOOL DSTR

Cash Summary Report

Full Account Code	Description	Initial Cash	MTD Received	FYTD Received	MTD Expended	FYTD Expended	Fund Balance	Encumbrance	Unencumbered Balance
499-9020	OHBWC SCHOOL SAFETY & SECURITY GRANT	\$ 459.56	\$ 0.00	\$ 0.00	\$ 0.00	\$ 0.00	\$ 459.56	\$ 0.00	\$ 459.56
499-9021	MISCELLANEOUS STATE GRANT FUND	2,500.00	0.00	2,500.00	0.00	2,500.00	2,500.00	0.00	2,500.00
507-9021	ELEMENTARY AND SECONDARY SCHOOL EMERGENCY RELIEF FUND	0.00	0.00	0.00	0.00	46,840.34	(46,840.34)	373.00	(47,213.34)
510-9021	CORONA VIRUS RELIEF FUND	0.00	0.00	44,613.94	0.00	44,613.94	0.00	0.00	0.00
516-9004	IDEA 6B RESTORATION 2019-2020	0.00	0.00	5,166.80	0.00	5,166.80	0.00	0.00	0.00
516-9020	IDEA B FISCAL YEAR 2020	0.00	0.00	8,314.66	0.00	8,314.66	0.00	0.00	0.00
516-9021	IDEA B FY2021	0.00	10,485.43	63,604.26	6,733.62	66,761.07	(3,156.81)	0.00	(3,156.81)
572-9020	TITLE I FISCAL YEAR 2020	0.00	0.00	10,488.97	0.00	10,488.97	0.00	0.00	0.00
572-9021	TITLE I FISCAL YEAR 2021	0.00	5,266.14	28,014.99	3,510.76	29,770.37	(1,755.38)	0.00	(1,755.38)
590-9020	TITLE II-A FISCAL YEAR 2020	0.00	0.00	0.00	0.00	0.00	0.00	0.00	0.00
590-9021	TITLE II-A FISCAL YEAR 2021	0.00	1,293.49	5,777.61	1,544.01	6,890.46	(1,112.85)	0.00	(1,112.85)
599-9020	TITLE IVA FISCAL YEAR 2020	0.00	0.00	0.00	0.00	0.00	0.00	0.00	0.00
599-9021	TITLE IVA FISCAL YEAR 2021	0.00	4,776.55	10,035.31	0.00	10,035.31	0.00	0.00	0.00
Grand Total		\$ 4,195,183.95	\$ 430,219.21	\$ 5,761,849.57	\$ 532,011.73	\$ 5,510,751.54	\$ 4,446,281.98	\$ 431,546.11	\$ 4,014,735.87

Start Date: 4/1/21

End Date: 4/30/21

LOWELLVILLE LOCAL SCHOOL DSTR

Disbursement Summary Report

Reference Number	Check Number	Type	Date	Name	Vendor #	Status	Reconcile Date	Void Date	Amount
19406	901160	ACCOUNTS_PAYA BLE	4/7/2021	The Huntington National Bank	7909	RECONCILED	4/30/2021		\$ 1,212.95
19425	436875	ACCOUNTS_PAYA BLE	4/8/2021	ACCESS COUNCIL	88	RECONCILED	4/30/2021		3,120.98
19409	436876	ACCOUNTS_PAYA BLE	4/8/2021	AQUA OHIO, INC.	23	RECONCILED	4/30/2021		1,088.75
19424	436877	ACCOUNTS_PAYA BLE	4/8/2021	BOGEY'S GRILL	6815	RECONCILED	4/30/2021		460.00
19411	436878	ACCOUNTS_PAYA BLE	4/8/2021	CAMPBELL PRO HARDWARE & SUPPLY	5514	RECONCILED	4/30/2021		20.98
19420	436879	ACCOUNTS_PAYA BLE	4/8/2021	CINTAS CORPORATION LOC. 310	5110	RECONCILED	4/30/2021		68.12
19428	436880	ACCOUNTS_PAYA BLE	4/8/2021	DOMINION EAST OHIO	24	RECONCILED	4/30/2021		971.53
19416	436881	ACCOUNTS_PAYA BLE	4/8/2021	GRACE SERVICES, INC	5826	RECONCILED	4/30/2021		98.00
19418	436882	ACCOUNTS_PAYA BLE	4/8/2021	ANGELA KILLINGSWORTH	7864	OUTSTANDING			30.24
19427	436883	ACCOUNTS_PAYA BLE	4/8/2021	Lyden Oil Company	7812	RECONCILED	4/30/2021		438.75
19423	436884	ACCOUNTS_PAYA BLE	4/8/2021	M & N ONE STOP FUEL MART	5757	RECONCILED	4/30/2021		274.23
19422	436885	ACCOUNTS_PAYA BLE	4/8/2021	OFFICE DEPOT	7296	RECONCILED	4/30/2021		11.85
19412	436886	ACCOUNTS_PAYA BLE	4/8/2021	OHC HOLDING CO., INC.	7924	RECONCILED	4/30/2021		459.77
19413	436887	ACCOUNTS_PAYA BLE	4/8/2021	OHIO SCHOOLS COUNCIL - GAS	5689	RECONCILED	4/30/2021		1,539.00
19426	436888	ACCOUNTS_PAYA BLE	4/8/2021	PaySchools	7423	RECONCILED	4/30/2021		200.00
19417	436889	ACCOUNTS_PAYA BLE	4/8/2021	Quadient Finance USA, Inc.	7862	RECONCILED	4/30/2021		700.00
19419	436890	ACCOUNTS_PAYA BLE	4/8/2021	REPUBLIC SERVICES #262	7194	RECONCILED	4/30/2021		265.32
19429	436891	ACCOUNTS_PAYA BLE	4/8/2021	RICOH USA, INC	7430	RECONCILED	4/30/2021		424.76
19415	436892	ACCOUNTS_PAYA BLE	4/8/2021	RIDDELL/ALL AMERICAN	3350	RECONCILED	4/30/2021		804.83
19414	436893	ACCOUNTS_PAYA BLE	4/8/2021	SCHOOL SPECIALTY	5095	RECONCILED	4/30/2021		32.49
19410	436894	ACCOUNTS_PAYA BLE	4/8/2021	SCHOOLPOINTE, INC	7302	RECONCILED	4/30/2021		3,445.00
19407	436895	ACCOUNTS_PAYA BLE	4/8/2021	VERIZON WIRELESS	6280	RECONCILED	4/30/2021		33.26
19408	436896	ACCOUNTS_PAYA BLE	4/8/2021	VILLAGE OF LOWELLVILLE	1609	RECONCILED	4/30/2021		330.00

Start Date: 4/1/21

End Date: 4/30/21

LOWELLVILLE LOCAL SCHOOL DSTRT

Disbursement Summary Report

Reference Number	Check Number	Type	Date	Name	Vendor #	Status	Reconcile Date	Void Date	Amount
19421	436897	ACCOUNTS_PAYA BLE	4/8/2021	ZINKAN ENTERPRISES INC.	7814	RECONCILED	4/30/2021		\$ 80.00
19430	901161	ACCOUNTS_PAYA BLE	4/12/2021	State Teacher Ret. Sys	280	RECONCILED	4/30/2021		1,250.60
19431	901162	ACCOUNTS_PAYA BLE	4/12/2021	SCHOOL EMPLOYEES RETIREMENT	900007	RECONCILED	4/30/2021		253.85
19432	901163	ACCOUNTS_PAYA BLE	4/12/2021	HUNTINGTON BANK	1	RECONCILED	4/30/2021		1,932.01
19433	901164	PAYROLL	4/12/2021	LOWELLVILLE LOCAL SCHOOL DSTRT		RECONCILED	4/30/2021		132,449.85
19447	436898	ACCOUNTS_PAYA BLE	4/14/2021	ELRICO VINCENT ALLI	7493	RECONCILED	4/30/2021		200.00
19450	436899	ACCOUNTS_PAYA BLE	4/14/2021	DYLAN P. BELL	7816	RECONCILED	4/30/2021		200.00
19453	436900	ACCOUNTS_PAYA BLE	4/14/2021	DELTA TELECOM, INC.	6744	RECONCILED	4/30/2021		780.50
19439	436901	ACCOUNTS_PAYA BLE	4/14/2021	GRACE SERVICES, INC	5826	RECONCILED	4/30/2021		375.00
19440	436902	ACCOUNTS_PAYA BLE	4/14/2021	HOLMES LEGAL SERVICES, LLC	7730	RECONCILED	4/30/2021		6,932.50
19448	436903	ACCOUNTS_PAYA BLE	4/14/2021	JOHNSON CONTROLS, INC.	6872	RECONCILED	4/30/2021		4,905.00
19457	436904	ACCOUNTS_PAYA BLE	4/14/2021	JONES SCHOOL SUPPLY CO., INC	5330	RECONCILED	4/30/2021		266.28
19458	436905	ACCOUNTS_PAYA BLE	4/14/2021	JOSTENS	3702	RECONCILED	4/30/2021		183.61
19455	436906	ACCOUNTS_PAYA BLE	4/14/2021	STACY KARIS	6726	RECONCILED	4/30/2021		350.00
19443	436907	ACCOUNTS_PAYA BLE	4/14/2021	LAKEVIEW TRACK COMMITTEE	6610	OUTSTANDING			300.00
19454	436908	ACCOUNTS_PAYA BLE	4/14/2021	JEFFREY JAY LEWIS	7604	RECONCILED	4/30/2021		200.00
19441	436909	ACCOUNTS_PAYA BLE	4/14/2021	MAHONING COUNTY EDUCATIONAL	3362	RECONCILED	4/30/2021		3,684.83
19451	436910	ACCOUNTS_PAYA BLE	4/14/2021	MORRONE MECHANICAL, INC.	5478	RECONCILED	4/30/2021		22,225.00
19442	436911	ACCOUNTS_PAYA BLE	4/14/2021	Nutrition, Inc	7705	RECONCILED	4/30/2021		16,486.00
19445	436912	ACCOUNTS_PAYA BLE	4/14/2021	OFFICE DEPOT	7296	RECONCILED	4/30/2021		46.91
19449	436913	ACCOUNTS_PAYA BLE	4/14/2021	PaySchools	7423	RECONCILED	4/30/2021		200.00
19456	436914	ACCOUNTS_PAYA	4/14/2021	GEORGE P	7819	RECONCILED	4/30/2021		200.00

Start Date: 4/1/21

End Date: 4/30/21

LOWELLVILLE LOCAL SCHOOL DSTR

Disbursement Summary Report

Reference Number	Check Number	Type	Date	Name	Vendor #	Status	Reconcile Date	Void Date	Amount
		BLE		STAMOS					
19452	436915	ACCOUNTS_PAYA	4/14/2021	US BANK	5669	RECONCILED	4/30/2021		\$ 9,318.75
		BLE							
19444	436916	ACCOUNTS_PAYA	4/14/2021	Western Reserve Nursery & Garden Center, Inc.	7923	RECONCILED	4/30/2021		298.00
		BLE							
19446	436917	ACCOUNTS_PAYA	4/14/2021	SHC YOUNGSTOWN OHIO OUTPATIENT	3901	RECONCILED	4/30/2021		152.50
		BLE							
19459	436918	ACCOUNTS_PAYA	4/21/2021	CINTAS CORPORATION LOC. 310	5110	RECONCILED	4/30/2021		68.12
		BLE							
19460	436919	ACCOUNTS_PAYA	4/21/2021	GRAINGER	535	RECONCILED	4/30/2021		194.53
		BLE							
19461	436920	ACCOUNTS_PAYA	4/21/2021	MAHONING COUNTY EDUCATIONAL	3362	RECONCILED	4/30/2021		854.15
		BLE							
19462	436921	ACCOUNTS_PAYA	4/21/2021	MYERS EQUIPMENT CORPORATION	32	RECONCILED	4/30/2021		475.48
		BLE							
19463	436922	ACCOUNTS_PAYA	4/21/2021	OHSAA	758	OUTSTANDING			50.00
		BLE							
19464	436923	ACCOUNTS_PAYA	4/21/2021	PENN-OHIO SEALING CO., LLC	540	RECONCILED	4/30/2021		625.00
		BLE							
19465	436924	ACCOUNTS_PAYA	4/21/2021	QUADIENT LEASING USA, INC	7694	RECONCILED	4/30/2021		176.85
		BLE							
19466	436925	ACCOUNTS_PAYA	4/21/2021	RIVERSIDE INSIGHTS	12	RECONCILED	4/30/2021		3,972.85
		BLE							
19467	436926	ACCOUNTS_PAYA	4/21/2021	OHIO SCHOOLS COUNCIL - LIFE	6021	RECONCILED	4/30/2021		705.00
		BLE							
19434	901165	ACCOUNTS_PAYA	4/23/2021	State Teacher Ret. Sys	280	RECONCILED	4/30/2021		1,250.60
		BLE							
19435	901166	ACCOUNTS_PAYA	4/23/2021	SCHOOL EMPLOYEES RETIREMENT	900007	RECONCILED	4/30/2021		253.85
		BLE							
19436	901167	ACCOUNTS_PAYA	4/23/2021	HUNTINGTON BANK	1	RECONCILED	4/30/2021		1,924.73
		BLE							
19437	901168	PAYROLL	4/23/2021	LOWELLVILLE LOCAL SCHOOL DSTR		RECONCILED	4/30/2021		131,869.00
19438	901169	ACCOUNTS_PAYA	4/23/2021	HUNTINGTON BANK	1	RECONCILED	4/30/2021		40,440.00
		BLE							
19468	436927	ACCOUNTS_PAYA	4/28/2021	ELRICO VINCENT ALLI	7493	RECONCILED	4/30/2021		525.00
		BLE							
19469	436928	ACCOUNTS_PAYA	4/28/2021	MICHELLE	3309	OUTSTANDING			360.00

Start Date: 4/1/21

End Date: 4/30/21

LOWELLVILLE LOCAL SCHOOL DSTR

Disbursement Summary Report

Reference Number	Check Number	Type	Date	Name	Vendor #	Status	Reconcile Date	Void Date	Amount
		BLE		PINTER-AMENDOLA					
19470	436929	ACCOUNTS_PAYA	4/28/2021	Ava C. Burgess	7601	RECONCILED	4/30/2021		\$ 12.90
		BLE							
19471	436930	ACCOUNTS_PAYA	4/28/2021	DYLAN P. BELL	7816	OUTSTANDING			275.00
		BLE							
19472	436931	ACCOUNTS_PAYA	4/28/2021	CHESTNUT HILL	7524	OUTSTANDING			1,302.00
		BLE		CANDLE CO					
19473	436932	ACCOUNTS_PAYA	4/28/2021	DINSMORE AND	7137	OUTSTANDING			250.00
		BLE		SHOHL LLP					
19474	436933	ACCOUNTS_PAYA	4/28/2021	GRACE	5826	OUTSTANDING			98.00
		BLE		SERVICES, INC					
19475	436934	ACCOUNTS_PAYA	4/28/2021	JOSTENS	3702	OUTSTANDING			93.97
		BLE							
19476	436935	ACCOUNTS_PAYA	4/28/2021	STACY KARIS	6726	OUTSTANDING			400.00
		BLE							
19477	436936	ACCOUNTS_PAYA	4/28/2021	JEFFREY JAY	7604	OUTSTANDING			400.00
		BLE		LEWIS					
19478	436937	ACCOUNTS_PAYA	4/28/2021	Lyden Oil	7812	OUTSTANDING			597.16
		BLE		Company					
19479	436938	ACCOUNTS_PAYA	4/28/2021	MAHONING	3362	OUTSTANDING			1,299.76
		BLE		COUNTY					
				EDUCATIONAL					
19480	436939	ACCOUNTS_PAYA	4/28/2021	MAHONING	739	OUTSTANDING			53,497.57
		BLE		COUNTY SCHOOL					
19481	436940	ACCOUNTS_PAYA	4/28/2021	Nutrition, Inc	7705	OUTSTANDING			11,632.53
		BLE							
19482	436941	ACCOUNTS_PAYA	4/28/2021	OFFICE DEPOT	7296	OUTSTANDING			377.85
		BLE							
19483	436942	ACCOUNTS_PAYA	4/28/2021	TREASURER,	408	OUTSTANDING			273.00
		BLE		STATE OF OHIO					
19484	436943	ACCOUNTS_PAYA	4/28/2021	OHIO EDISON CO.	22	OUTSTANDING			538.25
		BLE							
19485	436944	ACCOUNTS_PAYA	4/28/2021	REPUBLIC	7194	OUTSTANDING			265.32
		BLE		SERVICES #262					
19486	436945	ACCOUNTS_PAYA	4/28/2021	SHEAKLEY	7272	OUTSTANDING			371.00
		BLE		UNISERVICE, INC					
19487	436946	ACCOUNTS_PAYA	4/28/2021	GEORGE P	7819	OUTSTANDING			400.00
		BLE		STAMOS					
Grand Total									\$ 475,131.47