



Lowellville Local School District

# Monthly Financial Report

Fiscal Year 2022 Revenue and Expenditure Activity Through December

PREPARED BY:  
THE OFFICE OF THE TREASURER

# Table of Contents

FISCAL YEAR 2022 REVENUE AND EXPENDITURE ANALYSIS THROUGH DECEMBER	3
FISCAL YEAR 2022 MONTHLY REVENUE ANALYSIS - DECEMBER	4
FISCAL YEAR 2022 REVENUE ANALYSIS - JULY - DECEMBER	5
FISCAL YEAR 2022 MONTHLY EXPENDITURE ANALYSIS - DECEMBER	6
FISCAL YEAR 2022 EXPENDITURE ANALYSIS - JULY - DECEMBER	7
BANK RECONCILIATION	8

## FISCAL YEAR 2022 REVENUE AND EXPENDITURE ANALYSIS THROUGH

### 1. ACTUAL COMPARED TO FORECAST VARIANCE AND NET FAVORABILITY ANALYSIS

CURRENT YEAR-TO-DATE  
REVENUE COLLECTIONS  
INDICATE A

**\$86,749**

UNFAVORABLE COMPARED TO  
FORECAST

CURRENT YEAR-TO-DATE  
EXPENDITURES INDICATE A

**\$76,013**

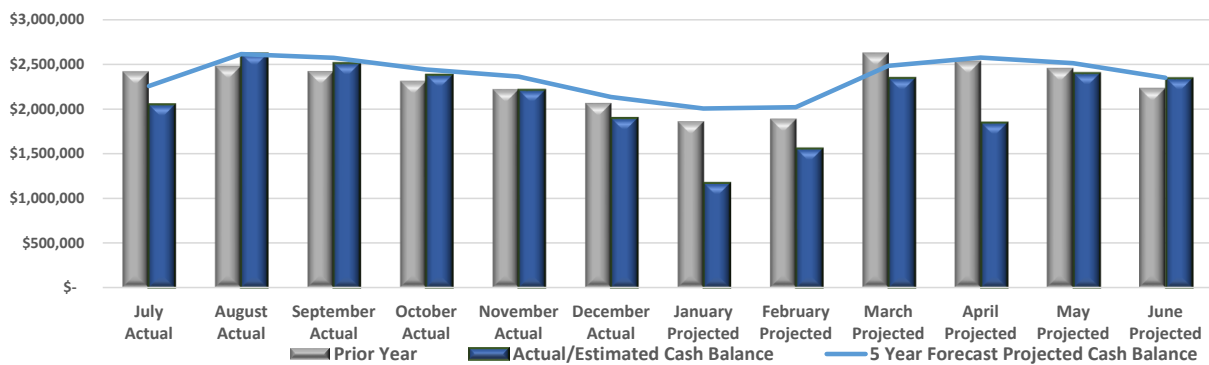
FAVORABLE COMPARED TO  
FORECAST

POTENTIAL NET IMPACT  
WOULD RESULT IN A

**\$10,736**

UNFAVORABLE IMPACT ON THE  
CASH BALANCE

### 2. VARIANCE AND CASH BALANCE COMPARISON



DECEMBER CASH BALANCE IS

**\$170,304**

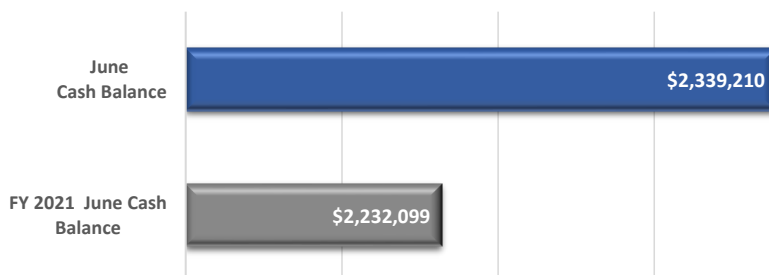
LESS THAN LAST DECEMBER

DECEMBER CASH BALANCE IS

**\$(10,736)**

LESS THAN THE FORECASTED  
AMOUNT

### 3. FISCAL YEAR 2022 REVENUE SHORTFALL/SURPLUS ANALYSIS (BASED UPON ACTUAL/ESTIMATED VARIANCE)



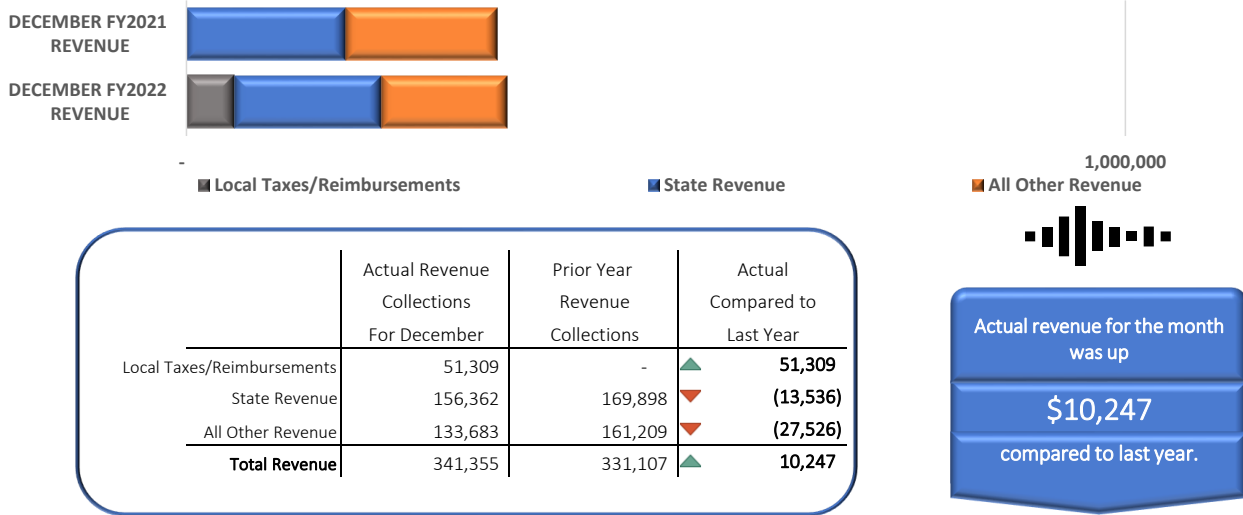
OPERATING SURPLUS OF

**\$107,111**

WILL INCREASE THE CASH BALANCE  
BY THE END OF THE FISCAL YEAR

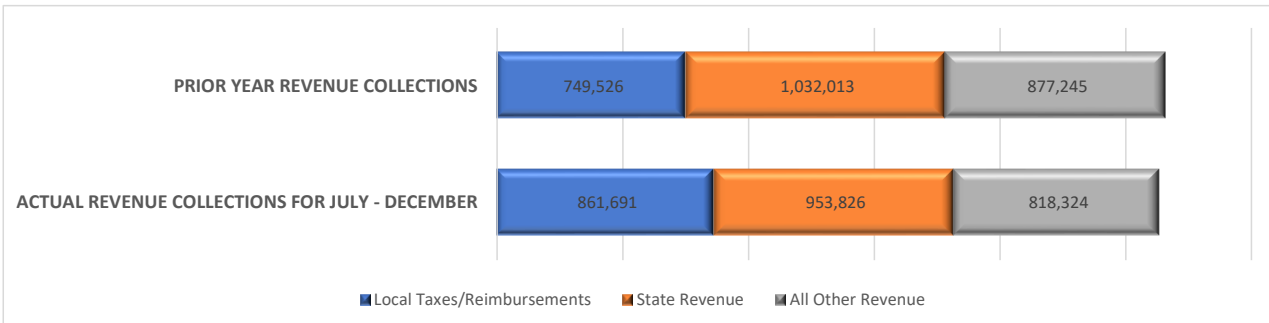
## FISCAL YEAR 2022 MONTHLY REVENUE ANALYSIS - DECEMBER

### 1. DECEMBER REVENUE COLLECTIONS COMPARED TO PRIOR YEAR



Tax revenue variance is due to the timing of the receipts. State revenue decrease is due to the new funding formula, but is offset by changes in expenses.

### 2. ACTUAL REVENUE RECEIVED THROUGH DECEMBER COMPARED TO THE PRIOR YEAR



COMPARED TO THE SAME PERIOD, TOTAL REVENUES ARE

**\$24,942**

LOWER THAN THE PREVIOUS YEAR

Local tax revenues are slightly higher for this time period compared to previous year due to the increase in valuation. State Revenue and Other Revenue have decreased due to changes in the funding formula. These decreases will be partially offset by changes to the expense portion of state funding.

## FISCAL YEAR 2022 REVENUE ANALYSIS - JULY - DECEMBER

### 3. POSSIBLE CASH FLOW VARIANCE FROM FORECAST DUE TO FYTD ACTUAL RESULTS

CURRENT YEAR-TO-DATE REVENUE  
COLLECTIONS INDICATE A

**\$86,749**

UNFAVORABLE COMPARED TO  
FORECAST

	Forecast Annual Revenue Estimates	Cash Flow Actual/Estimated Calculated Annual Amount	Current Year Forecast Compared to Actual/Estimated
Loc. Taxes/Reimbur.	1,786,994	1,791,866	4,872
State Revenue	3,671,438	3,603,727	(67,711)
All Other Revenue	296,719	272,809	(23,910)
Total Revenue	5,755,151	5,668,402	(86,749)

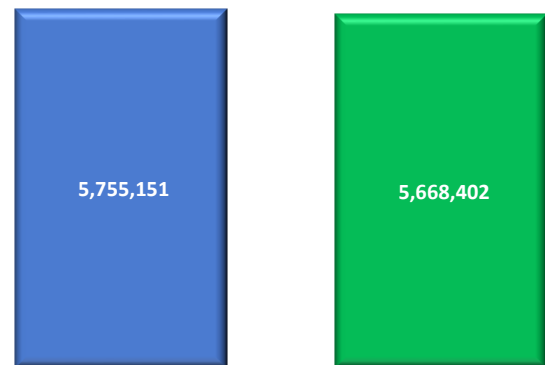
The district's current cash flow, both actual and estimated indicate a unfavorable variance of \$86,749

Revenues are slightly below forecasted amounts. This will continue to be monitored. New foundation payments are expected to start in January which will provide better detail for forecasted numbers.

### 4. REVENUE VARIANCE ANALYSIS OF POTENTIAL IMPACT

Results through December indicate that Fiscal Year 2022 actual/estimated revenue could total \$5,668,402, a unfavorable variance of \$86,749 compared to the annual forecast total revenue. This means the forecast cash balance could be reduced.


#### Comparison of 5 Year Forecast Total Revenue with Actual + Estimated Monthly Cash Flow



2022 5-Year Forecast Total Revenue      July - December Actual Revenue Collected To-date plus January - June Estimated Revenue Collections

## FISCAL YEAR 2022 MONTHLY EXPENDITURE ANALYSIS - DECEMBER

### 1. DECEMBER EXPENDITURES COMPARED TO PRIOR YEAR



	Actual Expenses For December	Prior Year Expenditure Incurred		Actual Compared to Last Year
Salaries and Benefits	595,985	425,788	▲	<b>170,197</b>
Purchased Services	50,656	55,335	▼	<b>(4,679)</b>
All Other Expenses	8,390	4,447	▲	<b>3,943</b>
<b>Total Expenditures</b>	<b>655,032</b>	<b>485,570</b>	▲	<b>169,462</b>

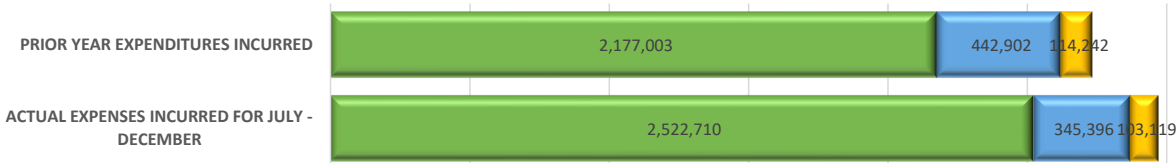
Actual expenses for the month was up

**\$169,462**

compared to last year.

Increase in salary and benefits is expected due change in staffing and base/step increases. Also, in previous years some positions were paid out of Student Success and Wellness Fund (467). The new funding formual brought those funds into the general fund and those salaries/benefits are reflected there as well.

### 2. ACTUAL EXPENSES INCURRED THROUGH DECEMBER COMPARED TO THE PRIOR YEAR



	Actual Expenses For July - December	Prior Year Expenditures Incurred		Actual Compared to Last Year
Salaries and Benefits	2,522,710	2,177,003	▲	<b>345,707</b>
Purchased Services	345,396	442,902	▼	<b>(97,506)</b>
All Other Expenses	103,119	114,242	▼	<b>(11,123)</b>
<b>Total Expenditures</b>	<b>2,971,225</b>	<b>2,734,147</b>	▲	<b>237,078</b>

Compared to the same period, total expenditures are

**\$237,078**

higher than the previous year

Increase in salary and benefits is expected due change in staffing and base/step increases. Also, in previous years some positions were paid out of Student Success and Wellness Fund (467). The new funding formual brought those funds into the general fund and those salaries/benefits are reflected there as well.

## FISCAL YEAR 2022 EXPENDITURE ANALYSIS - JULY - DECEMBER

### 3. POSSIBLE CASH FLOW VARIANCE FROM FORECAST DUE TO FYTD ACTUAL RESULTS

**CURRENT YEAR-TO-DATE  
EXPENDITURES INDICATE A**

**\$76,013**

**FAVORABLE COMPARED TO  
FORECAST**

	Forecasted Annual Expenses	Cash Flow Actual/Estimated Calculated Annual Amount	Forecasted amount compared to Actual/Estimated
Salaries and Benefits	4,829,541	4,766,509	▼ (63,032)
Purchased Services	611,134	607,600	▼ (3,534)
All Other Expenses	196,629	187,183	▼ (9,446)
<b>Total Expenditures</b>	<b>5,637,304</b>	<b>5,561,291</b>	<b>▼ (76,013)</b>

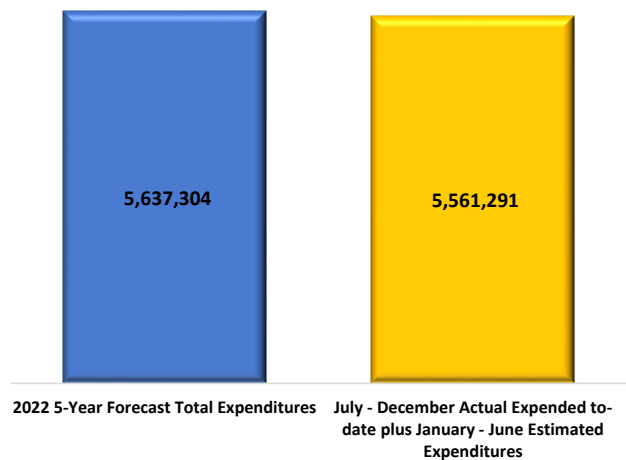
The district's current cash flow, both actual and estimated expenditures indicate a favorable variance of \$76,013.

Expenses are trending favorably compared to forecast, but will continue to be monitored for any variances.

### 4. EXPENDITURE VARIANCE ANALYSIS OF POTENTIAL IMPACT

Results through December indicate that Fiscal Year 2022 actual/estimated expenditures could total \$5,561,291 which has a favorable expenditure variance of \$76,013. This means the forecast cash balance could be improved.

Comparison of 5 Year Forecast Total Expenditures with Actual + Estimated Monthly Cash Flow



**LOWELLVILLE LOCAL SCHOOL DISTRICT  
BANK RECONCILIATION  
December 31, 2021**

Huntington Bank		Beginning 12/1/2021	Additions	Subtractions	Ending 12/31/2021	Balance Per Books
General	1190	\$ 360,069.58	\$ 581,441.13	\$ (641,613.84)	\$ 299,896.87	<b>BOOK BALANCE</b>
Payroll	7667	\$ 8,774.26	\$ 506,563.66	\$ (464,500.77)	\$ 50,837.15	FINSUMM \$ 3,716,605.79
Athletic Start Up Change		\$ -	\$ -	\$ -	\$ -	
Bank Check Clearing Error		\$ -	\$ -	\$ -	\$ -	
Deposit in Transit PayFort		\$ 40.00	\$ -	\$ (40.00)	\$ -	
Endowment		\$ 922.91	\$ -	\$ (3.14)	\$ 919.77	
Wealth Acct	0453	\$ 3,587,374.05	\$ 2,152.68	\$ (100,302.94)	\$ 3,489,223.79	
		<b>\$ 3,957,180.80</b>	<b>\$ 1,090,157.47</b>	<b>\$ (1,206,460.69)</b>	<b>\$ 3,840,877.58</b>	
Previous Out	General	\$ (59,738.92)		\$ 59,738.92	\$ -	
	Payroll	\$ (8,774.26)		\$ 8,774.26	\$ -	
					\$ -	
O/S	General			\$ (73,434.64)	\$ (73,434.64)	
	Payroll			\$ (50,837.15)	\$ (50,837.15)	
Deposits in Transit				\$ -	\$ -	
Bank Recon Error				\$ -	\$ -	
Reconciled Bank Balance		<b>\$ 3,888,667.62</b>	<b>\$ 1,090,157.47</b>	<b>\$ (1,262,219.30)</b>	<b>\$ 3,716,605.79</b>	<b>\$ 3,716,605.79</b>
					<b>\$ 3,716,605.79</b>	
Checks/CHKSTS				\$ -		
Checks/CHEKPY				\$ -		
Deposits/RECLST		\$ -				
Trsf From Gen to Payroll		\$ -	\$ -			
Trsf From Gen to Activity		\$ -	\$ -			
Trsf From Payroll to Gen		\$ -				
		<b>\$ -</b>	<b>\$ -</b>			
<b>DIFFERENCE</b>						
Difference Bank to Book						\$ -



As Of Period: 12/31/2021

## LOWELLVILLE LOCAL SCHOOL DSTR

### Cash Summary Report

Full Account Code	Description	Initial Cash	MTD Received	FYTD Received	MTD Expended	FYTD Expended	Fund Balance	Encumbrance	Unencumbered Balance
001-0000	GENERAL FUND	\$ 2,232,099.17	\$ 341,354.56	\$ 2,633,841.58	\$ 640,796.83	\$ 2,946,862.88	\$ 1,919,077.87	\$ 582,033.42	\$ 1,337,044.45
001-9020	MEDICARE ADJUSTMENT	0.00	0.00	0.00	0.00	0.00	0.00	0.00	0.00
001-9022	STUDENT WELLNESS AND SUCCESS	0.00	0.00	0.00	14,234.98	24,362.32	(24,362.32)	20,224.47	(44,586.79)
002-0000	BOND RETIREMENT FUND	218,820.51	9,492.00	94,170.86	0.00	185,561.38	127,429.99	0.00	127,429.99
003-0000	PERMANENT IMPROVEMENT	1.05	0.01	0.12	0.00	0.00	1.17	0.00	1.17
006-0000	FOOD SERVICE FUND	188,609.44	34,821.93	150,659.35	26,367.98	132,006.69	207,262.10	69,296.72	137,965.38
008-0000	ENDOWMENT FUND	922.91	0.00	0.00	0.00	0.00	922.91	0.00	922.91
013-9005	RECREATION-PARK	24,883.94	0.00	0.00	0.00	0.00	24,883.94	0.00	24,883.94
013-9905	RECREATION-EXERCISE	620.01	65.00	175.00	0.00	0.00	795.01	0.00	795.01
018-9990	PRINCIPAL'S FUND	435.28	0.00	180.00	28.00	28.00	587.28	30.00	557.28
018-9991	PRINCIPAL FUND DONATIONS	743.54	0.00	540.00	0.00	0.00	1,283.54	0.00	1,283.54
019-0000	LOCAL STUDENT ASSISTANCE FUND	865.95	0.00	0.00	0.00	0.00	865.95	0.00	865.95
019-9000	SUCCESS BY SIX-UNITED WAY	640.60	0.00	4,500.00	0.00	4,758.43	382.17	0.00	382.17
019-9017	MARTHA HOLDEN JENNINGS FOUNDATION GRANTS	45.52	0.00	0.00	0.00	0.00	45.52	0.00	45.52
019-9018	MARTHA HOLDEN JENNINGS FOUNDATION GRANTS	0.00	0.00	0.00	0.00	0.00	0.00	0.00	0.00
022-0000	OHSAA TOURNAMENT FUND	1,900.00	0.00	0.00	0.00	0.00	1,900.00	0.00	1,900.00
022-9016	UNCLAIMED FUNDS	5,233.81	0.00	0.00	0.00	0.00	5,233.81	0.00	5,233.81
027-9005	WORKER'S COMPENSATION FUND	59,992.28	0.00	71.00	3,572.00	3,572.00	56,491.28	0.00	56,491.28
029-0000	LOWELLVILLE SCHOOL FOUNDATION	132,645.82	126.60	1,056.20	0.00	125.00	133,577.02	0.00	133,577.02
034-0000	FACILITIES MAINTENANCE	210,653.86	1,014.95	11,912.44	82.50	17,317.75	205,248.55	22,090.10	183,158.45
035-0000	TERMINATION BENEFITS	66,378.08	0.00	0.00	0.00	12,348.66	54,029.42	0.00	54,029.42
070-0000	CAPITAL PROJECT-ROOF	335,074.88	390.52	4,220.01	0.00	0.00	339,294.89	0.00	339,294.89
070-9001	CAPITAL EQUIPMENT-BUS	102,817.68	0.00	0.00	1,360.00	5,301.50	97,516.18	0.00	97,516.18
070-9007	CAPITAL PROJECTS BUILDINGS & GROUNDS	552,844.55	0.00	0.00	0.00	6,785.00	546,059.55	14,500.00	531,559.55
200-9128	CLASS OF 2024	1,426.65	0.00	114.00	0.00	0.00	1,540.65	0.00	1,540.65
200-9129	CLASS OF 2025	0.00	0.00	1,034.95	0.00	510.95	524.00	0.00	524.00
200-9130	CLASS OF 2019	422.40	0.00	0.00	0.00	422.40	0.00	0.00	0.00
200-9131	CLASS OF 2020	2,169.46	0.00	0.00	0.00	2,169.46	0.00	0.00	0.00
200-9132	CLASS OF 2021	354.40	0.00	0.00	0.00	354.40	0.00	0.00	0.00
200-9133	CLASS OF 2022	1,185.29	141.00	3,087.26	0.00	300.00	3,972.55	695.00	3,277.55
200-9134	CLASS OF 2023	932.10	141.00	3,470.00	0.00	1,393.53	3,008.57	295.00	2,713.57
200-9180	ART	360.60	0.00	0.00	0.00	0.00	360.60	0.00	360.60
200-9181	ACADEMIC CHALLENGE	782.88	0.00	0.00	0.00	0.00	782.88	250.00	532.88
200-9182	DRAMA CLUB	1,049.27	0.00	0.00	0.00	0.00	1,049.27	0.00	1,049.27
200-9183	FTA	0.00	0.00	0.00	0.00	0.00	0.00	0.00	0.00

As Of Period: 12/31/2021

## LOWELLVILLE LOCAL SCHOOL DSTR

### Cash Summary Report

Full Account Code	Description	Initial Cash	MTD Received	FYTD Received	MTD Expended	FYTD Expended	Fund Balance	Encumbrance	Unencumbered Balance
200-9184	ITALIAN CLUB	\$ 970.98	\$ 440.00	\$ 440.00	\$ 94.74	\$ 94.74	\$ 1,316.24	\$ 518.35	\$ 797.89
200-9185	NATIONAL HONOR SOCIETY	1,057.33	0.00	806.00	485.30	970.05	893.28	255.80	637.48
200-9186	ROCKETEER	72.75	0.00	0.00	0.00	0.00	72.75	0.00	72.75
200-9187	S.A.A.D.	822.66	0.00	0.00	0.00	0.00	822.66	0.00	822.66
200-9188	SCIENCE	0.00	0.00	0.00	0.00	0.00	0.00	0.00	0.00
200-9189	SPANISH CLUB	711.06	0.00	0.00	0.00	0.00	711.06	0.00	711.06
200-9190	STUDENT ASSISTANCE	0.00	0.00	0.00	0.00	0.00	0.00	0.00	0.00
200-9191	STUDENT COUNCIL	621.28	0.00	1,500.00	360.47	685.47	1,435.81	150.00	1,285.81
200-9192	YEARBOOK - HIGH SCHOOL	0.96	0.00	1,060.00	0.00	0.00	1,060.96	0.00	1,060.96
200-9193	YEARBOOK - ELEMENTARY	0.00	0.00	0.00	0.00	0.00	0.00	0.00	0.00
200-9194	WELLNESS CLUB	2,866.78	0.00	0.00	0.00	0.00	2,866.78	0.00	2,866.78
200-9195	PEP CLUB	629.55	0.00	0.00	0.00	77.42	552.13	0.00	552.13
200-9196	CHARACTER AVENGERS	2,194.56	0.00	2,637.00	1,598.60	1,598.60	3,232.96	0.00	3,232.96
200-9901	ACTIVITY FUNDS-INTEREST	2,076.18	0.00	0.00	0.00	0.00	2,076.18	0.00	2,076.18
200-9905	HELP A STUDENT	0.00	0.00	0.00	0.00	0.00	0.00	0.00	0.00
200-9907	STUDENT FEES	16,268.66	40.00	3,120.00	1,550.00	1,550.00	17,838.66	0.00	17,838.66
300-9200	BASKETBALL-BOY'S	0.00	0.00	0.00	0.00	0.00	0.00	0.00	0.00
300-9210	LHS BAND	1,596.88	0.00	339.00	0.00	0.00	1,935.88	0.00	1,935.88
300-9215	CHEERLEADERS	2,224.14	0.00	8,039.60	0.00	8,888.60	1,375.14	0.00	1,375.14
300-9216	VOLLEYBALL	0.00	0.00	0.00	(6,279.95)	0.00	0.00	0.00	0.00
300-9217	JR. HIGH CHEERLEADERS	1,057.61	110.00	1,238.50	0.00	2,291.60	4.51	0.00	4.51
300-9220	AD Fundraisers	4,061.62	0.00	18,635.00	0.00	13,522.11	9,174.51	475.00	8,699.51
300-9225	ATHLETIC FUND	3,253.71	5,038.46	33,322.65	11,368.85	62,465.94	(25,889.58)	7,881.98	(33,771.56)
300-9300	BASKETBALL-BOY'S FUNDRAISERS	1,052.50	0.00	1,200.00	0.00	275.70	1,976.80	60.00	1,916.80
300-9301	BASKETBALL-GIRL'S FUNDRAISERS	3,246.97	0.00	0.00	0.00	0.00	3,246.97	0.00	3,246.97
300-9302	FOOTBALL FUNDRAISERS	243.06	100.00	990.00	500.00	500.00	733.06	0.00	733.06
300-9303	SOFTBALL FUNDRAISERS	2,649.00	0.00	0.00	0.00	0.00	2,649.00	0.00	2,649.00
300-9304	BOWLING FUNDRAISERS	13.91	0.00	0.00	0.00	0.00	13.91	0.00	13.91
300-9305	BASEBALL FUNDRAISERS	226.71	0.00	0.00	0.00	0.00	226.71	0.00	226.71
300-9307	CROSS COUNTRY FUNDRAISERS	280.96	0.00	0.00	0.00	0.00	280.96	0.00	280.96
300-9309	TRACK FUNDRAISERS	135.09	0.00	0.00	0.00	0.00	135.09	0.00	135.09
300-9311	JR. HIGH FOOTBALL-FUNDRAISERS	1.50	0.00	0.00	0.00	0.00	1.50	0.00	1.50
300-9316	VOLLEYBALL FUNDRAISERS	1,332.15	0.00	0.00	0.00	0.00	1,332.15	0.00	1,332.15
451-9019	E-TECH CONNECTIVITY 2019-2020	0.00	0.00	0.00	0.00	0.00	0.00	0.00	0.00
451-9021	DATA COMMUNICATION FUND	0.00	0.00	0.00	0.00	0.00	0.00	0.00	0.00
451-9022	DATA COMMUNICATION FUND	0.00	0.00	1,800.00	0.00	0.00	1,800.00	0.00	1,800.00
467-0000	Student Wellness and Success	1,644.39	0.00	0.00	0.00	0.00	1,644.39	0.00	1,644.39

As Of Period: 12/31/2021

## LOWELLVILLE LOCAL SCHOOL DSTR

### Cash Summary Report

Full Account Code	Description	Initial Cash	MTD Received	FYTD Received	MTD Expended	FYTD Expended	Fund Balance	Encumbrance	Unencumbered Balance
	Funds								
467-9021	Student Wellness and Success Fund	\$ 41,570.75	\$ 0.00	\$ 0.00	\$ 2,599.47	\$ 40,340.42	\$ 1,230.33	\$ 0.00	\$ 1,230.33
467-9022	Student Wellness and Success Fund	0.00	0.00	0.00	43.00	72.67	(72.67)	0.00	(72.67)
499-9018	SCHOOL BUS GRANT FY21	0.00	0.00	0.00	0.00	0.00	0.00	0.00	0.00
499-9019	OHIO SCHOOL SAFETY GRANT	0.00	0.00	0.00	0.00	0.00	0.00	0.00	0.00
499-9020	OHBWC SCHOOL SAFETY & SECURITY GRANT	459.56	0.00	0.00	0.00	0.00	459.56	0.00	459.56
499-9021	MISCELLANEOUS STATE GRANT FUND	2,500.00	0.00	0.00	0.00	0.00	2,500.00	597.00	1,903.00
507-9021	ELEMENTARY AND SECONDARY SCHOOL EMERGENCY RELIEF FUND	0.00	0.00	0.00	0.00	0.00	0.00	0.00	0.00
507-9022	ELEMENTARY AND SECONDARY SCHOOL EMERGENCY RELIEF FUND	0.00	66,438.78	66,438.78	1,428.25	67,867.03	(1,428.25)	35,031.43	(36,459.68)
507-9023	ELEMENTARY AND SECONDARY SCHOOL EMERGENCY RELIEF FUND	0.00	89,413.66	89,413.66	0.00	89,413.66	0.00	300.00	(300.00)
510-9021	CORONA VIRUS RELIEF FUND	0.00	0.00	0.00	0.00	0.00	0.00	0.00	0.00
516-9004	IDEA 6B RESTORATION 2019-2020	0.00	0.00	0.00	0.00	0.00	0.00	0.00	0.00
516-9020	IDEA B FISCAL YEAR 2020	0.00	0.00	0.00	0.00	0.00	0.00	0.00	0.00
516-9021	IDEA B FY2021	0.00	0.00	5,753.56	0.00	5,753.56	0.00	0.00	0.00
516-9022	IDEA PART B GRANTS	0.00	0.00	17,979.38	12,028.11	33,666.87	(15,687.49)	0.00	(15,687.49)
572-9020	TITLE I FISCAL YEAR 2020	0.00	0.00	0.00	0.00	0.00	0.00	0.00	0.00
572-9021	TITLE I FISCAL YEAR 2021	(1,755.38)	0.00	10,532.29	0.00	8,776.91	0.00	0.00	0.00
572-9022	TITLE I DISADVANTAGED CHILDREN	0.00	0.00	11,390.10	7,006.14	21,018.42	(9,628.32)	0.00	(9,628.32)
584-9022	TITLE IV, PART A, STUDENT SUPPORT AND ACADEMIC ENRICHMENT PROGRAMS	0.00	0.00	7,500.00	927.10	10,000.00	(2,500.00)	0.00	(2,500.00)
590-9020	TITLE II-A FISCAL YEAR 2020	0.00	0.00	0.00	0.00	0.00	0.00	0.00	0.00
590-9021	TITLE II-A FISCAL YEAR 2021	0.00	0.00	0.00	0.00	0.00	0.00	0.00	0.00
590-9022	IMPROVING TEACHER QUALITY	0.00	0.00	1,638.42	1,034.79	3,190.61	(1,552.19)	0.00	(1,552.19)
599-9020	TITLE IVA FISCAL YEAR 2020	0.00	0.00	0.00	0.00	0.00	0.00	0.00	0.00
599-9021	TITLE IVA FISCAL YEAR 2021	0.00	0.00	0.00	0.00	0.00	0.00	0.00	0.00
599-9022	MISCELLANEOUS FED. GRANT FUND	0.00	0.00	0.00	0.00	0.00	0.00	0.00	0.00
<b>Grand Total</b>		<b>\$ 4,238,999.81</b>	<b>\$ 549,128.47</b>	<b>\$ 3,194,806.71</b>	<b>\$ 721,187.16</b>	<b>\$ 3,717,200.73</b>	<b>\$ 3,716,605.79</b>	<b>\$ 754,684.27</b>	<b>\$ 2,961,921.52</b>

Start Date: 12/01/21

End Date: 12/31/21

## LOWELLVILLE LOCAL SCHOOL DSTR

### Disbursement Summary Report

Reference Number	Check Number	Type	Date	Name	Vendor #	Status	Reconcile Date	Void Date	Amount
20063	437444	ACCOUNTS_PAYA BLE	12/2/2021	ACCESS COUNCIL	88	RECONCILED	12/31/2021		\$ 1,068.16
20064	437445	ACCOUNTS_PAYA BLE	12/2/2021	ELRICO VINCENT ALLI	7493	RECONCILED	12/31/2021		400.00
20065	437446	ACCOUNTS_PAYA BLE	12/2/2021	MICHELLE PINTER- AMENDOLA	3309	RECONCILED	12/31/2021		1,350.00
20066	437447	ACCOUNTS_PAYA BLE	12/2/2021	AQUA OHIO, INC.	23	RECONCILED	12/31/2021		300.81
20067	437448	ACCOUNTS_PAYA BLE	12/2/2021	Ava C. Burgess	7601	RECONCILED	12/31/2021		20.00
20068	437449	ACCOUNTS_PAYA BLE	12/2/2021	CINTAS CORPORATION LOC. 310	5110	RECONCILED	12/31/2021		74.77
20069	437450	ACCOUNTS_PAYA BLE	12/2/2021	TROY M. FARES	7817	RECONCILED	12/31/2021		400.00
20070	437451	ACCOUNTS_PAYA BLE	12/2/2021	GRACE SERVICES, INC	5826	RECONCILED	12/31/2021		98.00
20071	437452	ACCOUNTS_PAYA BLE	12/2/2021	HEALTHCARE PROCESS	6338	RECONCILED	12/31/2021		437.50
20072	437453	ACCOUNTS_PAYA BLE	12/2/2021	STACY KARIS	6726	RECONCILED	12/31/2021		400.00
20073	437454	ACCOUNTS_PAYA BLE	12/2/2021	KNIGHTLINE EMBROIDERY	6214	RECONCILED	12/31/2021		1,045.00
20074	437455	ACCOUNTS_PAYA BLE	12/2/2021	JEFFREY JAY LEWIS	7604	RECONCILED	12/31/2021		375.00
20075	437456	ACCOUNTS_PAYA BLE	12/2/2021	Lyden Oil Company	7812	RECONCILED	12/31/2021		259.77
20076	437457	ACCOUNTS_PAYA BLE	12/2/2021	MORRIS DRAIN SERVICE LLC	5853	RECONCILED	12/31/2021		240.00
20077	437458	ACCOUNTS_PAYA BLE	12/2/2021	MORRONE MECHANICAL, INC.	5478	RECONCILED	12/31/2021		210.25
20078	437459	ACCOUNTS_PAYA BLE	12/2/2021	OFFICE DEPOT	7296	RECONCILED	12/31/2021		28.45
20079	437460	ACCOUNTS_PAYA BLE	12/2/2021	OHIO SCHOOL BOARDS ASSOCIATION	174	RECONCILED	12/31/2021		1,240.00
20080	437461	ACCOUNTS_PAYA BLE	12/2/2021	REPUBLIC SERVICES #262	7194	RECONCILED	12/31/2021		279.00
20081	437462	ACCOUNTS_PAYA BLE	12/2/2021	RIDDELL/ALL AMERICAN	3350	RECONCILED	12/31/2021		307.18
20082	437463	ACCOUNTS_PAYA BLE	12/2/2021	GEORGE P STAMOS	7819	RECONCILED	12/31/2021		400.00
20083	437464	ACCOUNTS_PAYA BLE	12/2/2021	Talk is Cheap, Inc.	7950	RECONCILED	12/31/2021		1,500.00
20084	437465	ACCOUNTS_PAYA BLE	12/2/2021	EUGENE THOMAS	7139	RECONCILED	12/31/2021		313.24

Start Date: 12/01/21

End Date: 12/31/21

## LOWELLVILLE LOCAL SCHOOL DSTRT

### Disbursement Summary Report

Reference Number	Check Number	Type	Date	Name	Vendor #	Status	Reconcile Date	Void Date	Amount
20085	437466	ACCOUNTS_PAYA BLE	12/2/2021	TREASURER OF STATE OF OHIO	5183	RECONCILED	12/31/2021		\$ 1,845.00
20086	437467	ACCOUNTS_PAYA BLE	12/2/2021	VERIZON WIRELESS	6280	RECONCILED	12/31/2021		32.81
20087	437468	ACCOUNTS_PAYA BLE	12/2/2021	VILLAGE OF LOWELLVILLE	1609	RECONCILED	12/31/2021		330.00
20088	901247	ACCOUNTS_PAYA BLE	12/3/2021	State Teacher Ret. Sys	280	RECONCILED	12/31/2021		1,754.05
20089	901248	ACCOUNTS_PAYA BLE	12/3/2021	SCHOOL EMPLOYEES RETIREMENT	900007	RECONCILED	12/31/2021		264.42
20090	901249	ACCOUNTS_PAYA BLE	12/3/2021	HUNTINGTON BANK	1	RECONCILED	12/31/2021		3,226.34
20091	901250	PAYROLL	12/3/2021	LOWELLVILLE LOCAL SCHOOL DSTRT		RECONCILED	12/31/2021		221,349.94
20092	437469	ACCOUNTS_PAYA BLE	12/9/2021	ELRICO VINCENT ALLI	7493	RECONCILED	12/31/2021		200.00
20093	437470	ACCOUNTS_PAYA BLE	12/9/2021	BEDFORD TRAILS GOLF COURSE	3638	RECONCILED	12/31/2021		864.00
20094	437471	ACCOUNTS_PAYA BLE	12/9/2021	DOMINION EAST OHIO	24	RECONCILED	12/31/2021		854.80
20095	437472	ACCOUNTS_PAYA BLE	12/9/2021	DONALD DONOFRIO	7443	OUTSTANDING			100.00
20096	437473	ACCOUNTS_PAYA BLE	12/9/2021	TROY M. FARES	7817	RECONCILED	12/31/2021		200.00
20097	437474	ACCOUNTS_PAYA BLE	12/9/2021	FEOLA'S FLORAL SHOP &	7352	RECONCILED	12/31/2021		485.30
20098	437475	ACCOUNTS_PAYA BLE	12/9/2021	GREAT LAKES BIOMEDICAL LLC	7186	RECONCILED	12/31/2021		1,264.00
20099	437476	ACCOUNTS_PAYA BLE	12/9/2021	ERIC GROW	6635	RECONCILED	12/31/2021		244.85
20100	437477	ACCOUNTS_PAYA BLE	12/9/2021	HOLMES LEGAL SERVICES, LLC	7730	RECONCILED	12/31/2021		703.00
20101	437478	ACCOUNTS_PAYA BLE	12/9/2021	STACY KARIS	6726	RECONCILED	12/31/2021		200.00
20102	437479	ACCOUNTS_PAYA BLE	12/9/2021	JEFFREY JAY LEWIS	7604	OUTSTANDING			400.00
20103	437480	ACCOUNTS_PAYA BLE	12/9/2021	Lyden Oil Company	7812	RECONCILED	12/31/2021		858.37
20107	437481	ACCOUNTS_PAYA BLE	12/9/2021	M & N ONE STOP FUEL MART	5757	RECONCILED	12/31/2021		265.56
20104	437482	ACCOUNTS_PAYA BLE	12/9/2021	MAHONING COUNTY EDUCATIONAL	3362	RECONCILED	12/31/2021		100.00
20105	437483	ACCOUNTS_PAYA BLE	12/9/2021	MAHONING VALLEY REGIONAL COG	7737	RECONCILED	12/31/2021		7,706.80

Start Date: 12/01/21

End Date: 12/31/21

## LOWELLVILLE LOCAL SCHOOL DSTR

### Disbursement Summary Report

Reference Number	Check Number	Type	Date	Name	Vendor #	Status	Reconcile Date	Void Date	Amount
20106	437484	ACCOUNTS_PAYA BLE	12/9/2021	MCDONALD HIGH SCHOOL	1312	RECONCILED	12/31/2021		\$ 100.00
20108	437485	ACCOUNTS_PAYA BLE	12/9/2021	Nutrition, Inc	7705	RECONCILED	12/31/2021		17,255.82
20109	437486	ACCOUNTS_PAYA BLE	12/9/2021	OFFICE DEPOT	7296	RECONCILED	12/31/2021		205.73
20110	437487	ACCOUNTS_PAYA BLE	12/9/2021	OHIO BUREAU OF	5129	RECONCILED	12/31/2021		3,572.00
20111	437488	ACCOUNTS_PAYA BLE	12/9/2021	OHIO SCHOOLS COUNCIL - GAS	5689	RECONCILED	12/31/2021		1,571.00
20112	437489	ACCOUNTS_PAYA BLE	12/9/2021	OHIO SCHOOLS COUNCIL - LIFE	6021	RECONCILED	12/31/2021		695.00
20113	437490	ACCOUNTS_PAYA BLE	12/9/2021	GEORGE P STAMOS	7819	RECONCILED	12/31/2021		200.00
20114	437491	ACCOUNTS_PAYA BLE	12/9/2021	The Wristband Man	7943	OUTSTANDING			208.60
20115	437492	ACCOUNTS_PAYA BLE	12/9/2021	ZINKAN ENTERPRISES INC.	7814	RECONCILED	12/31/2021		82.50
20116	901251	ACCOUNTS_PAYA BLE	12/10/2021	The Huntington National Bank	7909	RECONCILED	12/31/2021		3,144.79
20121	437493	ACCOUNTS_PAYA BLE	12/16/2021	CINTAS CORPORATION LOC. 310	5110	RECONCILED	12/31/2021		74.77
20122	437494	ACCOUNTS_PAYA BLE	12/16/2021	DELTA TELECOM, INC.	6744	RECONCILED	12/31/2021		749.56
20123	437495	ACCOUNTS_PAYA BLE	12/16/2021	FUTURE ENERGY SOLUTIONS	7716	OUTSTANDING			2,495.69
20124	437496	ACCOUNTS_PAYA BLE	12/16/2021	HAROLD K GOIST MBR	7945	RECONCILED	12/31/2021		1,360.00
20125	437497	ACCOUNTS_PAYA BLE	12/16/2021	JONES SCHOOL SUPPLY CO., INC	5330	RECONCILED	12/31/2021		174.30
20126	437498	ACCOUNTS_PAYA BLE	12/16/2021	Lyden Oil Company	7812	RECONCILED	12/31/2021		673.06
20127	437499	ACCOUNTS_PAYA BLE	12/16/2021	Mahoning Valley Athletic Leagu	7569	RECONCILED	12/31/2021		1,278.42
20128	437500	ACCOUNTS_PAYA BLE	12/16/2021	Newborn Enterprises, Inc.	7908	RECONCILED	12/31/2021		16.78
20129	437501	ACCOUNTS_PAYA BLE	12/16/2021	OFFICE DEPOT	7296	RECONCILED	12/31/2021		119.56
20130	437502	ACCOUNTS_PAYA BLE	12/16/2021	OHIO EDISON CO.	22	RECONCILED	12/31/2021		8,262.15
20131	437503	ACCOUNTS_PAYA BLE	12/16/2021	PENN-OHIO SEALING CO., LLC	540	RECONCILED	12/31/2021		1,210.00
20132	437504	ACCOUNTS_PAYA BLE	12/16/2021	Peters Kalail & Markakis Co.,	7706	RECONCILED	12/31/2021		3,200.00
20133	437505	ACCOUNTS_PAYA	12/16/2021	RENAISSANCE	7777	RECONCILED	12/31/2021		1,428.25

Start Date: 12/01/21

End Date: 12/31/21

## LOWELLVILLE LOCAL SCHOOL DSTRT

### Disbursement Summary Report

Reference Number	Check Number	Type	Date	Name	Vendor #	Status	Reconcile Date	Void Date	Amount
		BLE		LEARNING, INC					
20134	437506	ACCOUNTS_PAYA	12/16/2021	RICOH USA, INC	7430	RECONCILED	12/31/2021		\$ 413.24
		BLE							
20135	437507	ACCOUNTS_PAYA	12/16/2021	S&S Processing, Inc.	7947	OUTSTANDING			295.00
		BLE							
20136	437508	ACCOUNTS_PAYA	12/16/2021	TELE- SOLUTIONS, INC.	1250	RECONCILED	12/31/2021		95.00
		BLE							
20137	437509	ACCOUNTS_PAYA	12/16/2021	YOUNGSTOWN STATE UNIVERSITY	4069	OUTSTANDING			200.00
		BLE							
20138	437510	ACCOUNTS_PAYA	12/16/2021	YOUR FUNDRAISER CARD	6800	OUTSTANDING			500.00
		BLE							
20117	901252	ACCOUNTS_PAYA	12/17/2021	State Teacher Ret. Sys	280	RECONCILED	12/31/2021		1,754.05
		BLE							
20118	901253	ACCOUNTS_PAYA	12/17/2021	SCHOOL EMPLOYEES RETIREMENT	900007	RECONCILED	12/31/2021		264.42
		BLE							
20119	901254	ACCOUNTS_PAYA	12/17/2021	HUNTINGTON BANK	1	RECONCILED	12/31/2021		2,072.89
		BLE							
20120	901255	PAYROLL	12/17/2021	LOWELLVILLE LOCAL SCHOOL DSTRT		RECONCILED	12/31/2021		141,919.21
20144	437511	ACCOUNTS_PAYA	12/28/2021	ELRICO VINCENT ALLI	7493	OUTSTANDING			800.00
		BLE							
20145	437512	ACCOUNTS_PAYA	12/28/2021	CINTAS CORPORATION LOC. 310	5110	OUTSTANDING			74.77
		BLE							
20146	437513	ACCOUNTS_PAYA	12/28/2021	Mia Dirienzo	7602	OUTSTANDING			94.74
		BLE							
20147	437514	ACCOUNTS_PAYA	12/28/2021	TROY M. FARES	7817	OUTSTANDING			200.00
		BLE							
20148	437515	ACCOUNTS_PAYA	12/28/2021	BC Technolgies Company	7938	OUTSTANDING			45.00
		BLE							
20149	437516	ACCOUNTS_PAYA	12/28/2021	FIVE STAR GRAPHICS, INC	6532	OUTSTANDING			1,390.00
		BLE							
20150	437517	ACCOUNTS_PAYA	12/28/2021	JULIAN & GRUBE, INC.	5217	OUTSTANDING			1,367.00
		BLE							
20151	437518	ACCOUNTS_PAYA	12/28/2021	STACY KARIS	6726	OUTSTANDING			600.00
		BLE							
20152	437519	ACCOUNTS_PAYA	12/28/2021	JEFFREY JAY LEWIS	7604	OUTSTANDING			200.00
		BLE							
20153	437520	ACCOUNTS_PAYA	12/28/2021	Lyden Oil Company	7812	RECONCILED	12/31/2021		137.50
		BLE							
20154	437521	ACCOUNTS_PAYA	12/28/2021	MAHONING COUNTY EDUCATIONAL	3362	OUTSTANDING			5,472.23
		BLE							
20155	437522	ACCOUNTS_PAYA	12/28/2021	MAHONING	739	OUTSTANDING			54,567.31

Start Date: 12/01/21

End Date: 12/31/21

## LOWELLVILLE LOCAL SCHOOL DSTRT

### Disbursement Summary Report

Reference Number	Check Number	Type	Date	Name	Vendor #	Status	Reconcile Date	Void Date	Amount
		BLE		COUNTY SCHOOL					
20156	437523	ACCOUNTS_PAYA	12/28/2021	GEORGE P	7819	OUTSTANDING			\$ 400.00
		BLE		STAMOS					
20157	437524	ACCOUNTS_PAYA	12/28/2021	ZEIGLER	830	OUTSTANDING			91.40
		BLE		TROPHIES LLC					
20139	901256	ACCOUNTS_PAYA	12/31/2021	State Teacher Ret.	280	OUTSTANDING			1,736.31
		BLE		Sys					
20140	901257	ACCOUNTS_PAYA	12/31/2021	SCHOOL	900007	RECONCILED	12/31/2021		264.42
		BLE		EMPLOYEES					
				RETIREMENT					
20142	901258	PAYROLL	12/31/2021	LOWELLVILLE		RECONCILED	12/31/2021		135,951.53
				LOCAL SCHOOL					
				DSTRT					
20141	901259	ACCOUNTS_PAYA	12/31/2021	HUNTINGTON	1	RECONCILED	12/31/2021		2,043.75
		BLE		BANK					
20143	901260	ACCOUNTS_PAYA	12/31/2021	HUNTINGTON	1	RECONCILED	12/31/2021		45,094.00
		BLE		BANK					
<b>Grand Total</b>									<b>\$ 700,118.12</b>