



Lowellville Local School District

Monthly Financial Report

Fiscal Year 2021 Revenue and Expenditure Activity Through May

PREPARED BY:
BRYAN SCHIRALDI, TREASURER

Table of Contents

FISCAL YEAR 2021 REVENUE AND EXPENDITURE ANALYSIS THROUGH MAY	3
FISCAL YEAR 2021 MONTHLY REVENUE ANALYSIS - MAY	4
FISCAL YEAR 2021 REVENUE ANALYSIS - JULY - MAY	5
FISCAL YEAR 2021 MONTHLY EXPENDITURE ANALYSIS - MAY	6
FISCAL YEAR 2021 EXPENDITURE ANALYSIS - JULY - MAY	7
BANK RECONCILIATION	8

FISCAL YEAR 2021 REVENUE AND EXPENDITURE ANALYSIS THROUGH MAY

1. ACTUAL COMPARED TO FORECAST VARIANCE AND NET FAVORABILITY ANALYSIS

CURRENT YEAR-TO-DATE
REVENUE COLLECTIONS
INDICATE A

\$32,748

UNFAVORABLE COMPARED TO
FORECAST

CURRENT YEAR-TO-DATE
EXPENDITURES INDICATE A

\$42,415

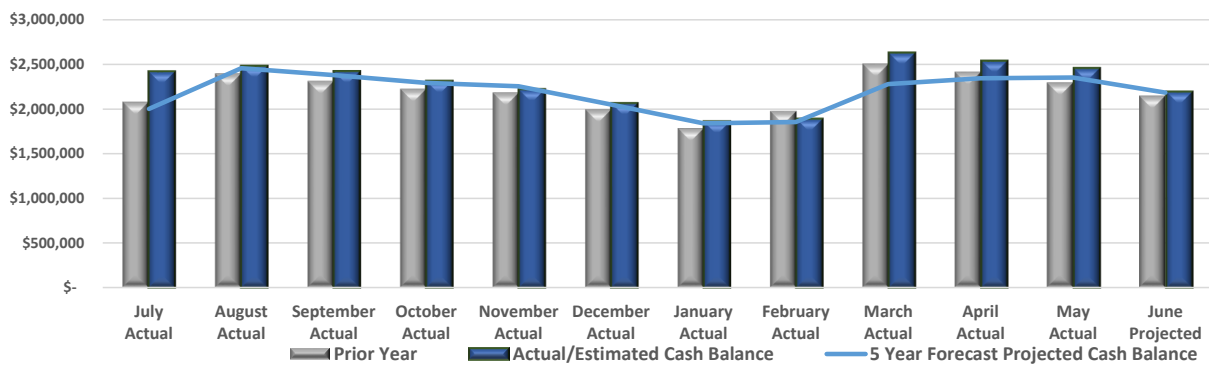
FAVORABLE COMPARED TO
FORECAST

POTENTIAL NET IMPACT
WOULD RESULT IN A

\$9,666

FAVORABLE IMPACT ON THE
CASH BALANCE

2. VARIANCE AND CASH BALANCE COMPARISON



MAY CASH BALANCE IS

\$171,241

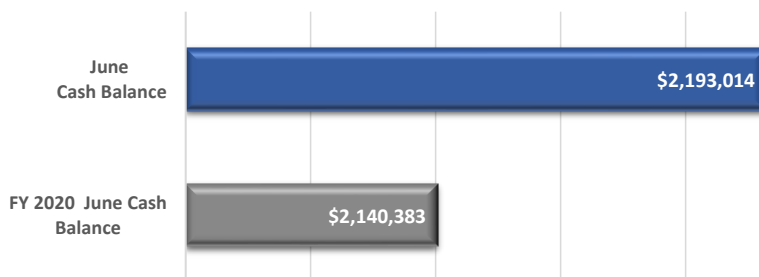
MORE THAN LAST MAY

MAY CASH BALANCE IS

\$9,666

MORE THAN THE FORECASTED
AMOUNT

3. FISCAL YEAR 2021 REVENUE SHORTFALL/SURPLUS ANALYSIS (BASED UPON ACTUAL/ESTIMATED VARIANCE)



OPERATING SURPLUS OF

\$52,631

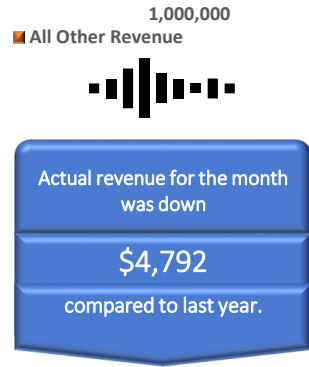
WILL INCREASE THE CASH BALANCE
BY THE END OF THE FISCAL YEAR

FISCAL YEAR 2021 MONTHLY REVENUE ANALYSIS - MAY

1. MAY REVENUE COLLECTIONS COMPARED TO PRIOR YEAR

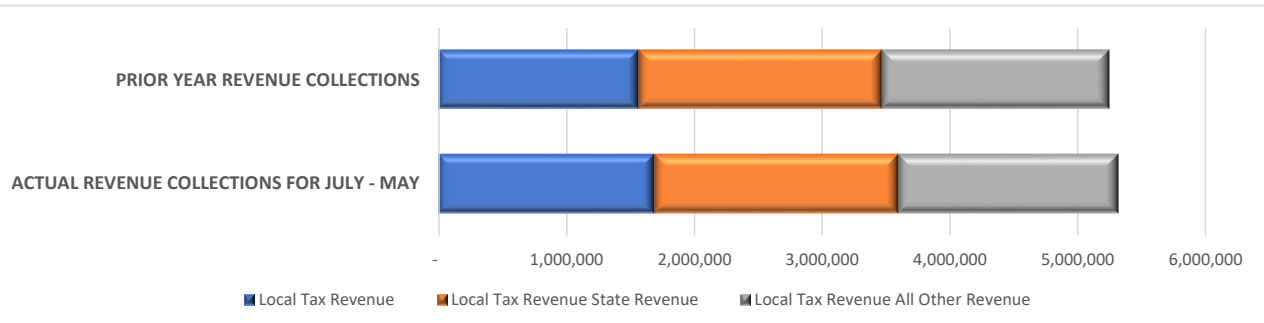


	Actual Revenue Collections For May	Prior Year Revenue Collections	Actual Compared to Last Year
Local Tax Revenue	51,186	72,549	▼ (21,363)
State Revenue	169,639	157,171	▲ 12,468
All Other Revenue	134,974	130,871	▲ 4,103
Total Revenue	355,799	360,591	▼ (4,792)

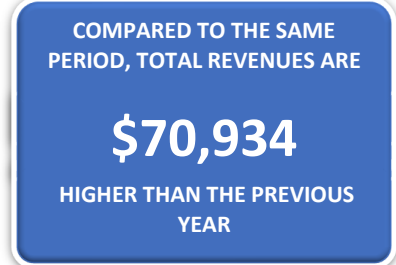


Timing difference is causing a variance in Local Revenue for the month of May compared to prior year. See below for explanation on overall changes in Local Tax Revenues for the year.

2. ACTUAL REVENUE RECEIVED THROUGH MAY COMPARED TO THE PRIOR YEAR



	Actual Revenue Collections For July - May	Prior Year Revenue Collections For July - May	Current Year Compared to Last Year
Local Tax Revenue	1,688,948	1,564,826	▲ 124,122
State Revenue	1,907,402	1,903,786	▲ 3,616
All Other Revenue	1,721,078	1,777,882	▼ (56,804)
Total Revenue	5,317,429	5,246,494	▲ 70,934



District had a reappraisal done and there was a significant increase to values causing an increase in residential and PUPP tax collections.

FISCAL YEAR 2021 REVENUE ANALYSIS - JULY - MAY

3. POSSIBLE CASH FLOW VARIANCE FROM FORECAST DUE TO FYTD ACTUAL RESULTS

CURRENT YEAR-TO-DATE REVENUE
COLLECTIONS INDICATE A

\$32,748

UNFAVORABLE COMPARED TO
FORECAST

	Forecast Annual Revenue Estimates	Cash Flow Actual/Estimated Calculated Annual Amount	Current Year Forecast Compared to Actual/Estimated
Local Tax Revenue	1,689,339	1,688,948	(391)
State Revenue	2,080,670	2,078,260	(2,410)
All Other Revenue	1,884,606	1,854,658	(29,948)
Total Revenue	5,654,615	5,621,867	(32,748)

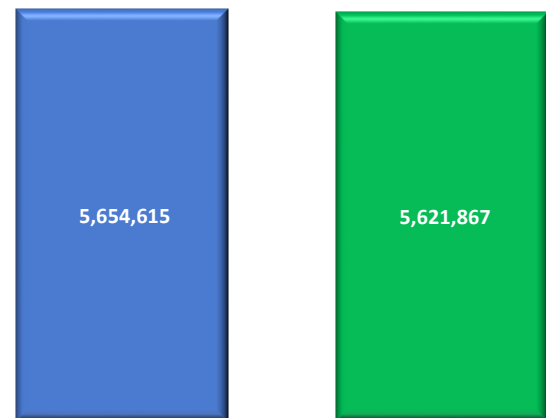
The district's current cash flow, both actual and estimated indicate a unfavorable variance of \$32,748

Large variance in other revenue is a result of a decrease in the amount of excess cost funds received. Prior year had a significant increase and that funding did not remain steady into this year.

4. REVENUE VARIANCE ANALYSIS OF POTENTIAL IMPACT

Results through May indicate that Fiscal Year 2021 actual/estimated revenue could total \$5,621,867, a unfavorable variance of \$32,748 compared to the annual forecast total revenue. This means the forecast cash balance could be reduced.

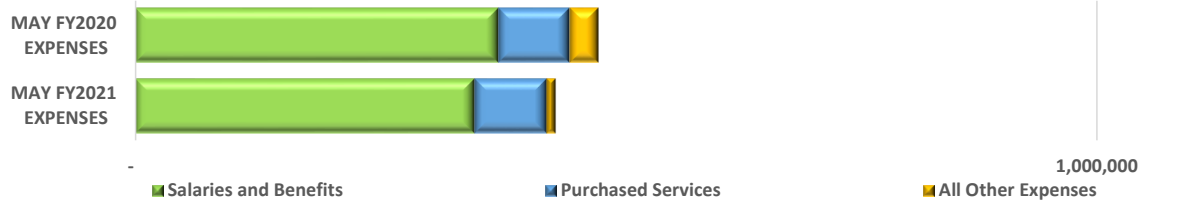
Comparison of 5 Year Forecast Total Revenue with Actual + Estimated Monthly Cash Flow



2021 5-Year Forecast Total Revenue July - May Actual Revenue Collected
To-date plus June Estimated
Revenue Collections

FISCAL YEAR 2021 MONTHLY EXPENDITURE ANALYSIS - MAY

1. MAY EXPENDITURES COMPARED TO PRIOR YEAR



	Actual Expenses For May	Prior Year Expenditure Incurred	Actual Compared to Last Year
Salaries and Benefits	352,548	377,498	▼ (24,950)
Purchased Services	75,435	74,079	▲ 1,356
All Other Expenses	9,394	29,420	▼ (20,026)
Total Expenditures	437,377	480,997	▼ (43,620)

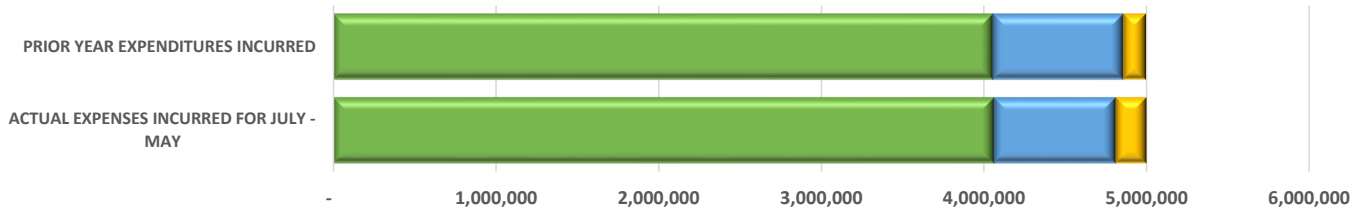
Actual expenses for the month was down

\$43,620

compared to last year.

Due to COVID additional supplies were purchased prior year. Those were not necessary this year accounting for the variance.

2. ACTUAL EXPENSES INCURRED THROUGH MAY COMPARED TO THE PRIOR YEAR



	Actual Expenses For July - May	Prior Year Expenditures Incurred	Actual Compared to Last Year
Salaries and Benefits	4,061,915	4,054,515	▲ 7,400
Purchased Services	748,016	802,087	▼ (54,071)
All Other Expenses	190,005	141,172	▲ 48,833
Total Expenditures	4,999,936	4,997,774	▲ 2,162

Compared to the same period, total expenditures are

\$2,162

higher than the previous year

Additional supplies were needed throughout the year due to COVID, however fewer purchased services were needed such as SROs when the district was in remote learning.

FISCAL YEAR 2021 EXPENDITURE ANALYSIS - JULY - MAY

3. POSSIBLE CASH FLOW VARIANCE FROM FORECAST DUE TO FYTD ACTUAL RESULTS

**CURRENT YEAR-TO-DATE
EXPENDITURES INDICATE A**

\$42,415

**FAVORABLE COMPARED TO
FORECAST**

	Forecasted Annual Expenses	Cash Flow Actual/Estimated Calculated Annual Amount	Forecasted amount compared to Actual/Estimated
Salaries and Benefits	4,484,804	4,482,840	▼ (1,964)
Purchased Services	858,645	818,037	▼ (40,608)
All Other Expenses	268,201	268,359	▲ 158
Total Expenditures	5,611,650	5,569,235	▼ (42,415)


The district's current cash flow, both actual and estimated expenditures indicate a favorable variance of \$42,415.

Fewer purchased services were needed such as SROs when the district was in remote learning.

4. EXPENDITURE VARIANCE ANALYSIS OF POTENTIAL IMPACT

Results through May indicate that Fiscal Year 2021 actual/estimated expenditures could total \$5,569,235 which has a favorable expenditure variance of \$42,415. This means the forecast cash balance could be improved.

Comparison of 5 Year Forecast Total
Expenditures with Actual + Estimated
Monthly Cash Flow



2021 5-Year Forecast Total Expenditures July - May Actual Expended to-date plus June Estimated Expenditures

**LOWELLVILLE LOCAL SCHOOL DISTRICT
BANK RECONCILIATION
May 31, 2021**

Huntington Bank	
	Acct#

General	1190
Payroll	7667
Athletic Start Up Change	
Bank Check Clearing Error	
Deposit in Transit PayFort	
Endowment	
Wealth Acct	0453

	Beginning 5/1/2021	Additions	Subtractions	Ending 5/31/2021	Balance Per Books
	\$ 958,535.92	\$ 333,787.97	\$ (418,121.68)	\$ 874,202.21	BOOK BALANCE
					FINSUMM \$ 4,368,828.66
General	\$ 958,535.92	\$ 333,787.97	\$ (418,121.68)	\$ 874,202.21	
Payroll	\$ 9,347.38	\$ 271,065.65	\$ (271,402.38)	\$ 9,010.65	
Athletic Start Up Change	\$ -	\$ -	\$ -	\$ -	
Bank Check Clearing Error	\$ -	\$ -	\$ -	\$ -	
Deposit in Transit PayFort	\$ 470.00	\$ 156.99	\$ (470.00)	\$ 156.99	
Endowment	\$ 922.91	\$ -	\$ (3.14)	\$ 919.77	
Wealth Acct	\$ 3,561,089.53	\$ 1,811.25	\$ (303.84)	\$ 3,562,596.94	
	\$ 4,530,365.74	\$ 606,821.86	\$ (690,301.04)	\$ 4,446,886.56	
Previous Out General	\$ (74,733.24)		\$ 74,733.24	\$ -	
Payroll	\$ (9,347.28)		\$ 9,347.28	\$ -	
				\$ -	
O/S General			\$ (69,047.25)	\$ (69,047.25)	
Payroll			\$ (9,010.55)	\$ (9,010.55)	
Deposits in Transit			\$ -	\$ -	
Bank Recon Error			\$ (0.10)	\$ (0.10)	
Reconciled Bank Balance	\$ 4,446,285.22	\$ 606,821.86	\$ (684,278.42)	\$ 4,368,828.66	\$ 4,368,828.66

Checks/CHKSTS		\$ -	
Checks/CHEKPY		\$ -	
Deposits/RECLST	\$ -		
Trsf From Gen to Payroll	\$ -	\$ -	
Trsf From Gen to Activity	\$ -	\$ -	
Trsf From Payroll to Gen	\$ -		
	\$ -	\$ -	
DIFFERENCE			
Difference Bank to Book			\$ -

	\$ -	\$ -
	\$ -	\$ -
	\$ -	\$ -
	\$ -	\$ -
	\$ -	\$ -
	\$ -	\$ -
	\$ -	\$ -
	\$ -	\$ -
	\$ -	\$ -

NOTE: There is a \$0.10 variance in the payroll account due to a clerical error. This will be corrected in the month of June.

As Of Period: 05/31/2021

LOWELLVILLE LOCAL SCHOOL DSTR

Cash Summary Report

Full Account Code	Description	Initial Cash	MTD Received	FYTD Received	MTD Expended	FYTD Expended	Fund Balance	Encumbrance	Unencumbered Balance
001-0000	GENERAL FUND	\$ 2,140,382.78	\$ 355,799.04	\$ 5,317,428.74	\$ 437,377.11	\$ 4,999,935.64	\$ 2,457,875.88	\$ 236,906.30	\$ 2,220,969.58
001-9020	MEDICARE ADJUSTMENT	0.00	0.00	0.00	0.00	0.00	0.00	0.00	0.00
002-0000	BOND RETIREMENT FUND	210,976.25	9,469.19	199,797.84	0.00	191,953.58	218,820.51	0.00	218,820.51
003-0000	PERMANENT IMPROVEMENT	98.78	0.01	0.84	0.00	98.59	1.03	0.00	1.03
006-0000	FOOD SERVICE FUND	191,044.50	32,737.61	175,406.44	23,801.53	184,215.82	182,235.12	64,912.90	117,322.22
008-0000	ENDOWMENT FUND	922.91	1,000.00	1,000.00	0.00	0.00	1,922.91	0.00	1,922.91
013-9005	RECREATION-PARK	24,883.94	0.00	0.00	0.00	0.00	24,883.94	0.00	24,883.94
013-9905	RECREATION-EXERCISE	500.01	64.00	64.00	0.00	0.00	564.01	0.00	564.01
018-9990	PRINCIPAL'S FUND	610.78	(15.00)	4,000.00	0.00	0.00	4,610.78	4,374.00	236.78
018-9991	PRINCIPAL FUND DONATIONS	743.54	0.00	0.00	0.00	0.00	743.54	0.00	743.54
019-0000	LOCAL STUDENT ASSISTANCE FUND	865.95	0.00	0.00	0.00	0.00	865.95	0.00	865.95
019-9000	SUCCESS BY SIX-UNITED WAY	640.60	0.00	0.00	0.00	0.00	640.60	0.00	640.60
019-9017	MARTHA HOLDEN JENNINGS FOUNDATION GRANTS	45.52	0.00	0.00	0.00	45.52	0.00	0.00	0.00
019-9018	MARTHA HOLDEN JENNINGS FOUNDATION GRANTS	0.00	0.00	0.00	0.00	0.00	0.00	0.00	0.00
022-0000	OHSAA TOURNAMENT FUND	0.00	0.00	2,557.55	0.00	0.00	2,557.55	0.00	2,557.55
022-9016	UNCLAIMED FUNDS	5,233.81	0.00	0.00	0.00	0.00	5,233.81	0.00	5,233.81
027-9005	WORKER'S COMPENSATION FUND	54,883.64	0.00	9,445.64	0.00	4,337.00	59,992.28	0.00	59,992.28
029-0000	LOWELLVILLE SCHOOL FOUNDATION	134,251.56	672.74	9,813.43	2,075.00	2,255.00	141,809.99	975.00	140,834.99
034-0000	FACILITIES MAINTENANCE	205,623.69	966.14	24,120.04	80.00	34,872.30	194,871.43	6,019.80	188,851.63
035-0000	TERMINATION BENEFITS	73,586.30	0.00	0.00	0.00	7,208.22	66,378.08	0.00	66,378.08
070-0000	CAPITAL PROJECT-ROOF	325,367.60	284.00	9,349.30	0.00	0.00	334,716.90	0.00	334,716.90
070-9001	CAPITAL EQUIPMENT-BUS	145,241.31	0.00	0.00	0.00	42,423.63	102,817.68	0.00	102,817.68
070-9007	CAPITAL PROJECTS BUILDINGS & GROUNDS	604,200.79	0.00	0.00	0.00	50,826.49	553,374.30	1,715.70	551,658.60
200-9128	CLASS OF 2024	0.00	0.00	3,764.05	0.00	2,337.40	1,426.65	0.00	1,426.65
200-9129	CLASS OF 2018	0.00	0.00	0.00	0.00	0.00	0.00	0.00	0.00
200-9130	CLASS OF 2019	422.40	0.00	0.00	0.00	0.00	422.40	0.00	422.40
200-9131	CLASS OF 2020	2,169.46	0.00	0.00	0.00	0.00	2,169.46	0.00	2,169.46
200-9132	CLASS OF 2021	2,754.83	1,040.00	1,040.00	80.75	1,128.82	2,666.01	1,268.78	1,397.23
200-9133	CLASS OF 2022	1,110.45	0.00	2,950.00	2,238.64	2,875.16	1,185.29	0.00	1,185.29
200-9134	CLASS OF 2023	777.10	0.00	155.00	0.00	0.00	932.10	0.00	932.10
200-9180	ART	445.60	0.00	0.00	85.00	85.00	360.60	0.00	360.60
200-9181	ACADEMIC CHALLENGE	982.88	0.00	0.00	0.00	200.00	782.88	0.00	782.88
200-9182	DRAMA CLUB	946.70	1,257.00	1,257.00	398.50	398.50	1,805.20	1,184.03	621.17
200-9183	FTA	0.00	0.00	0.00	0.00	0.00	0.00	0.00	0.00
200-9184	ITALIAN CLUB	1,104.60	115.00	336.00	469.62	469.62	970.98	0.00	970.98
200-9185	NATIONAL HONOR SOCIETY	1,442.33	0.00	0.00	0.00	385.00	1,057.33	255.80	801.53

As Of Period: 05/31/2021

LOWELLVILLE LOCAL SCHOOL DSTR

Cash Summary Report

Full Account Code	Description	Initial Cash	MTD Received	FYTD Received	MTD Expended	FYTD Expended	Fund Balance	Encumbrance	Unencumbered Balance
200-9186	ROCKETEER	\$ 72.75	\$ 0.00	\$ 0.00	\$ 0.00	\$ 0.00	\$ 72.75	\$ 0.00	\$ 72.75
200-9187	S.A.A.D.	822.66	0.00	0.00	0.00	0.00	822.66	0.00	822.66
200-9188	SCIENCE	0.00	0.00	0.00	0.00	0.00	0.00	0.00	0.00
200-9189	SPANISH CLUB	711.06	0.00	0.00	0.00	0.00	711.06	0.00	711.06
200-9190	STUDENT ASSISTANCE	0.00	0.00	0.00	0.00	0.00	0.00	0.00	0.00
200-9191	STUDENT COUNCIL	621.28	0.00	0.00	0.00	0.00	621.28	0.00	621.28
200-9192	YEARBOOK - HIGH SCHOOL	99.96	0.00	901.00	0.00	1,000.00	0.96	0.00	0.96
200-9193	YEARBOOK - ELEMENTARY	0.00	0.00	0.00	0.00	0.00	0.00	0.00	0.00
200-9194	WELLNESS CLUB	2,866.78	0.00	0.00	0.00	0.00	2,866.78	0.00	2,866.78
200-9195	PEP CLUB	629.55	0.00	0.00	0.00	0.00	629.55	39.23	590.32
200-9196	CHARACTER AVENGERS	2,138.56	0.00	56.00	0.00	0.00	2,194.56	0.00	2,194.56
200-9901	ACTIVITY FUNDS-INTEREST	2,076.18	0.00	0.00	0.00	0.00	2,076.18	0.00	2,076.18
200-9905	HELP A STUDENT	0.00	0.00	0.00	0.00	0.00	0.00	0.00	0.00
200-9907	STUDENT FEES	26,425.77	15.00	274.00	1,706.00	13,548.04	13,151.73	0.00	13,151.73
300-9200	BASKETBALL-BOY'S	0.00	0.00	0.00	0.00	0.00	0.00	0.00	0.00
300-9210	LHS BAND	1,550.96	250.00	391.00	0.00	398.75	1,543.21	601.25	941.96
300-9215	CHEERLEADERS	2,021.39	0.00	9,839.70	0.00	10,105.95	1,755.14	420.00	1,335.14
300-9216	VOLLEYBALL	0.00	0.00	0.00	0.00	0.00	0.00	0.00	0.00
300-9217	JR. HIGH CHEERLEADERS	639.82	0.00	5,973.36	200.00	6,061.12	552.06	0.00	552.06
300-9220	AD Fundraisers	0.00	0.00	16,733.00	0.00	9,851.38	6,881.62	0.00	6,881.62
300-9225	ATHLETIC FUND	1,145.00	3,714.75	34,362.51	5,735.50	78,490.67	(42,983.16)	13,940.47	(56,923.63)
300-9300	BASKETBALL-BOY'S FUNDRAISERS	1,843.50	0.00	375.00	1,000.00	1,166.00	1,052.50	0.00	1,052.50
300-9301	BASKETBALL-GIRL'S FUNDRAISERS	3,516.97	0.00	0.00	0.00	270.00	3,246.97	0.00	3,246.97
300-9302	FOOTBALL FUNDRAISERS	1,659.97	0.00	260.00	0.00	1,676.91	243.06	0.00	243.06
300-9303	SOFTBALL FUNDRAISERS	1,697.00	2,254.00	2,254.00	0.00	1,302.00	2,649.00	0.00	2,649.00
300-9304	BOWLING FUNDRAISERS	13.91	0.00	0.00	0.00	0.00	13.91	0.00	13.91
300-9305	BASEBALL FUNDRAISERS	523.26	0.00	960.00	0.00	1,256.55	226.71	0.00	226.71
300-9307	CROSS COUNTRY FUNDRAISERS	280.96	0.00	0.00	0.00	0.00	280.96	0.00	280.96
300-9309	TRACK FUNDRAISERS	135.09	0.00	0.00	0.00	0.00	135.09	0.00	135.09
300-9311	JR. HIGH FOOTBALL-FUNDRAISERS	1.50	0.00	0.00	0.00	0.00	1.50	0.00	1.50
300-9316	VOLLEYBALL FUNDRAISERS	1,332.15	(2,254.00)	0.00	0.00	0.00	1,332.15	0.00	1,332.15
451-9019	E-TECH CONNECTIVITY 2019-2020	0.00	0.00	0.00	0.00	0.00	0.00	0.00	0.00
451-9021	DATA COMMUNICATION FUND	0.00	0.00	3,600.00	0.00	1,800.00	1,800.00	0.00	1,800.00
467-0000	Student Wellness and Success Funds	7,137.75	0.00	0.00	273.84	8,508.69	(1,370.94)	0.00	(1,370.94)
467-9021	Student Wellness and Success Fund	0.00	0.00	112,982.20	7,003.46	61,152.35	51,829.85	0.00	51,829.85

As Of Period: 05/31/2021

LOWELLVILLE LOCAL SCHOOL DSTR
Cash Summary Report

Full Account Code	Description	Initial Cash	MTD Received	FYTD Received	MTD Expended	FYTD Expended	Fund Balance	Encumbrance	Unencumbered Balance
499-9018	SCHOOL BUS GRANT FY21	\$ 0.00	\$ 0.00	\$ 39,254.87	\$ 0.00	\$ 39,254.87	\$ 0.00	\$ 0.00	\$ 0.00
499-9019	OHIO SCHOOL SAFETY GRANT	0.00	0.00	0.00	0.00	0.00	0.00	0.00	0.00
499-9020	OHBWC SCHOOL SAFETY & SECURITY GRANT	459.56	0.00	0.00	0.00	0.00	459.56	0.00	459.56
499-9021	MISCELLANEOUS STATE GRANT FUND	2,500.00	0.00	2,500.00	0.00	2,500.00	2,500.00	0.00	2,500.00
507-9021	ELEMENTARY AND SECONDARY SCHOOL EMERGENCY RELIEF FUND	0.00	0.00	0.00	373.00	47,213.34	(47,213.34)	0.00	(47,213.34)
510-9021	CORONA VIRUS RELIEF FUND	0.00	0.00	44,613.94	0.00	44,613.94	0.00	0.00	0.00
516-9004	IDEA 6B RESTORATION 2019-2020	0.00	0.00	5,166.80	0.00	5,166.80	0.00	0.00	0.00
516-9020	IDEA B FISCAL YEAR 2020	0.00	0.00	8,314.66	0.00	8,314.66	0.00	0.00	0.00
516-9021	IDEA B FY2021	0.00	3,156.81	66,761.07	3,576.81	70,337.88	(3,576.81)	0.00	(3,576.81)
572-9020	TITLE I FISCAL YEAR 2020	0.00	0.00	10,488.97	0.00	10,488.97	0.00	0.00	0.00
572-9021	TITLE I FISCAL YEAR 2021	0.00	1,755.38	29,770.37	3,510.76	33,281.13	(3,510.76)	0.00	(3,510.76)
590-9020	TITLE II-A FISCAL YEAR 2020	0.00	0.00	0.00	0.00	0.00	0.00	0.00	0.00
590-9021	TITLE II-A FISCAL YEAR 2021	0.00	1,112.85	6,890.46	862.32	7,752.78	(862.32)	0.00	(862.32)
599-9020	TITLE IVA FISCAL YEAR 2020	0.00	0.00	0.00	0.00	0.00	0.00	0.00	0.00
599-9021	TITLE IVA FISCAL YEAR 2021	0.00	0.00	10,035.31	0.00	10,035.31	0.00	0.00	0.00
Grand Total		\$ 4,195,183.95	\$ 413,394.52	\$ 6,175,244.09	\$ 490,847.84	\$ 6,001,599.38	\$ 4,368,828.66	\$ 332,613.26	\$ 4,036,215.40

Start Date: 5/1/21

End Date: 5/31/21

LOWELLVILLE LOCAL SCHOOL DSTRT

Disbursement Summary Report

Reference Number	Check Number	Type	Date	Name	Vendor #	Status	Reconcile Date	Void Date	Amount
19494	436947	ACCOUNTS_PAYA BLE	5/5/2021	ACCESS COUNCIL	88	RECONCILED	5/31/2021		\$ 1,320.98
19489	436948	ACCOUNTS_PAYA BLE	5/5/2021	AQUA OHIO, INC.	23	RECONCILED	5/31/2021		883.60
19500	436949	ACCOUNTS_PAYA BLE	5/5/2021	Ava C. Burgess	7601	RECONCILED	5/31/2021		16.45
19501	436950	ACCOUNTS_PAYA BLE	5/5/2021	BUILDERS' HARDWARE	5473	RECONCILED	5/31/2021		802.91
19502	436951	ACCOUNTS_PAYA BLE	5/5/2021	CINTAS CORPORATION LOC. 310	5110	RECONCILED	5/31/2021		68.12
19488	436952	ACCOUNTS_PAYA BLE	5/5/2021	DAMON INDUSTRIES, INC	7189	RECONCILED	5/31/2021		960.70
19492	436953	ACCOUNTS_PAYA BLE	5/5/2021	DOMINION EAST OHIO	24	RECONCILED	5/31/2021		733.95
19499	436954	ACCOUNTS_PAYA BLE	5/5/2021	DONALD DONOFRIO	7443	RECONCILED	5/31/2021		104.00
19491	436955	ACCOUNTS_PAYA BLE	5/5/2021	HOLIDAY INN BOARDMAN	7462	RECONCILED	5/31/2021		1,548.74
19503	436956	ACCOUNTS_PAYA BLE	5/5/2021	ANTHONY MARIOTTI	6905	RECONCILED	5/31/2021		375.00
19498	436957	ACCOUNTS_PAYA BLE	5/5/2021	MORRONE MECHANICAL, INC.	5478	RECONCILED	5/31/2021		796.75
19496	436958	ACCOUNTS_PAYA BLE	5/5/2021	Penn State Behrend Athletics	7515	RECONCILED	5/31/2021		300.00
19490	436959	ACCOUNTS_PAYA BLE	5/5/2021	PENN-OHIO SEALING CO., LLC	540	RECONCILED	5/31/2021		990.00
19495	436960	ACCOUNTS_PAYA BLE	5/5/2021	PRO TECH SECURITY INC	6015	RECONCILED	5/31/2021		257.85
19497	436961	ACCOUNTS_PAYA BLE	5/5/2021	VERIZON WIRELESS	6280	RECONCILED	5/31/2021		33.28
19493	436962	ACCOUNTS_PAYA BLE	5/5/2021	VILLAGE OF LOWELLVILLE	1609	RECONCILED	5/31/2021		330.00
19504	901170	ACCOUNTS_PAYA BLE	5/7/2021	State Teacher Ret. Sys	280	RECONCILED	5/31/2021		1,250.60
19505	901171	ACCOUNTS_PAYA BLE	5/7/2021	SCHOOL EMPLOYEES RETIREMENT	900007	RECONCILED	5/31/2021		253.85
19506	901172	ACCOUNTS_PAYA BLE	5/7/2021	HUNTINGTON BANK	1	RECONCILED	5/31/2021		1,958.13
19507	901173	PAYROLL	5/7/2021	LOWELLVILLE LOCAL SCHOOL DSTRT		RECONCILED	5/31/2021		134,291.19
19508	901174	ACCOUNTS_PAYA BLE	5/7/2021	The Huntington National Bank	7909	RECONCILED	5/31/2021		3,006.79
19516	436963	ACCOUNTS_PAYA	5/10/2021	ELRICO VINCENT	7493	RECONCILED	5/31/2021		662.50

Start Date: 5/1/21

End Date: 5/31/21

LOWELLVILLE LOCAL SCHOOL DSTR

Disbursement Summary Report

Reference Number	Check Number	Type	Date	Name	Vendor #	Status	Reconcile Date	Void Date	Amount
		BLE		ALLI					
19527	436964	ACCOUNTS_PAYA	5/10/2021	AQUA OHIO, INC.	23	RECONCILED	5/31/2021		\$ 362.04
		BLE							
19532	436965	ACCOUNTS_PAYA	5/10/2021	ASHTABULA COUNTY EDUCATIONAL	1674	RECONCILED	5/31/2021		85.00
		BLE							
19517	436966	ACCOUNTS_PAYA	5/10/2021	DYLAN P. BELL	7816	RECONCILED	5/31/2021		275.00
		BLE							
19530	436967	ACCOUNTS_PAYA	5/10/2021	BUILDERS' HARDWARE	5473	RECONCILED	5/31/2021		189.60
		BLE							
19519	436968	ACCOUNTS_PAYA	5/10/2021	CAMPBELL PRO HARDWARE & SUPPLY	5514	RECONCILED	5/31/2021		546.43
		BLE							
19511	436969	ACCOUNTS_PAYA	5/10/2021	Concord Theatricals Corp.	7852	RECONCILED	5/31/2021		198.50
		BLE							
19536	436970	ACCOUNTS_PAYA	5/10/2021	ROBERT COPPOLA JR.	7927	RECONCILED	5/31/2021		1,000.00
		BLE							
19533	436971	ACCOUNTS_PAYA	5/10/2021	DOMINION EAST OHIO	24	RECONCILED	5/31/2021		52.12
		BLE							
19518	436972	ACCOUNTS_PAYA	5/10/2021	ENERTECH ELECTRICAL, INC	1814	RECONCILED	5/31/2021		250.00
		BLE							
19534	436973	ACCOUNTS_PAYA	5/10/2021	HOLY ROSARY CHURCH	1881	RECONCILED	5/31/2021		100.00
		BLE							
19535	436974	ACCOUNTS_PAYA	5/10/2021	STACY KARIS	6726	RECONCILED	5/31/2021		300.00
		BLE							
19523	436975	ACCOUNTS_PAYA	5/10/2021	JEFFREY JAY LEWIS	7604	RECONCILED	5/31/2021		200.00
		BLE							
19524	436976	ACCOUNTS_PAYA	5/10/2021	Lyden Oil Company	7812	RECONCILED	5/31/2021		1,160.05
		BLE							
19529	436977	ACCOUNTS_PAYA	5/10/2021	M & N ONE STOP FUEL MART	5757	RECONCILED	5/31/2021		195.69
		BLE							
19509	436978	ACCOUNTS_PAYA	5/10/2021	MAHONING COUNTY EDUCATIONAL	3362	RECONCILED	5/31/2021		3,128.59
		BLE							
19512	436979	ACCOUNTS_PAYA	5/10/2021	Rebecca Mickler	7929	RECONCILED	5/31/2021		50.00
		BLE							
19510	436980	ACCOUNTS_PAYA	5/10/2021	MELISSA MINER	7930	RECONCILED	5/31/2021		50.00
		BLE							
19525	436981	ACCOUNTS_PAYA	5/10/2021	CARMELLA MINNIE	7404	RECONCILED	5/31/2021		250.00
		BLE							
19521	436982	ACCOUNTS_PAYA	5/10/2021	Nutrition, Inc	7705	RECONCILED	5/31/2021		16,330.09
		BLE							
19520	436983	ACCOUNTS_PAYA	5/10/2021	OFFICE DEPOT	7296	RECONCILED	5/31/2021		100.82
		BLE							
19515	436984	ACCOUNTS_PAYA	5/10/2021	OHIO SCHOOLS COUNCIL - LIFE	6021	RECONCILED	5/31/2021		725.00
		BLE							
19528	436985	ACCOUNTS_PAYA	5/10/2021	PaySchools	7423	RECONCILED	5/31/2021		200.00
		BLE							

Start Date: 5/1/21

End Date: 5/31/21

LOWELLVILLE LOCAL SCHOOL DSTR

Disbursement Summary Report

Reference Number	Check Number	Type	Date	Name	Vendor #	Status	Reconcile Date	Void Date	Amount
19514	436986	ACCOUNTS_PAYA BLE	5/10/2021	RICOH USA, INC	7430	RECONCILED	5/31/2021		\$ 339.97
19522	436987	ACCOUNTS_PAYA BLE	5/10/2021	SANDRA ROSS	7928	RECONCILED	5/31/2021		250.00
19526	436988	ACCOUNTS_PAYA BLE	5/10/2021	GEORGE P STAMOS	7819	RECONCILED	5/31/2021		562.50
19531	436989	ACCOUNTS_PAYA BLE	5/10/2021	YOUNG MEN'S CHRISTIAN ASSOC	7653	RECONCILED	5/31/2021		700.00
19513	436990	ACCOUNTS_PAYA BLE	5/10/2021	ZINKAN ENTERPRISES INC.	7814	RECONCILED	5/31/2021		80.00
19556	436991	ACCOUNTS_PAYA BLE	5/19/2021	CHEERTIME ATHLETICS Corp	6925	RECONCILED	5/31/2021		200.00
19549	436992	ACCOUNTS_PAYA BLE	5/19/2021	CINTAS CORPORATION LOC. 310	5110	RECONCILED	5/31/2021		68.12
19557	436993	ACCOUNTS_PAYA BLE	5/19/2021	DAMON INDUSTRIES, INC	7189	RECONCILED	5/31/2021		29.60
19555	436994	ACCOUNTS_PAYA BLE	5/19/2021	DELTA TELECOM, INC.	6744	RECONCILED	5/31/2021		750.58
19547	436995	ACCOUNTS_PAYA BLE	5/19/2021	FLOWERS N ALL	7818	RECONCILED	5/31/2021		150.00
19550	436996	ACCOUNTS_PAYA BLE	5/19/2021	FUTURE ENERGY SOLUTIONS	7716	OUTSTANDING			4,991.38
19544	436997	ACCOUNTS_PAYA BLE	5/19/2021	HEINEMANN	7781	OUTSTANDING			79.20
19554	436998	ACCOUNTS_PAYA BLE	5/19/2021	HOLMES LEGAL SERVICES, LLC	7730	RECONCILED	5/31/2021		4,956.00
19542	436999	ACCOUNTS_PAYA BLE	5/19/2021	IMAGE MARKET	7452	RECONCILED	5/31/2021		247.30
19552	437000	ACCOUNTS_PAYA BLE	5/19/2021	JONES SCHOOL SUPPLY CO., INC	5330	RECONCILED	5/31/2021		338.89
19546	437001	ACCOUNTS_PAYA BLE	5/19/2021	MYERS EQUIPMENT CORPORATION	32	RECONCILED	5/31/2021		503.26
19543	437002	ACCOUNTS_PAYA BLE	5/19/2021	PENN-OHIO SEALING CO., LLC	540	RECONCILED	5/31/2021		1,915.00
19545	437003	ACCOUNTS_PAYA BLE	5/19/2021	QUILL CORPORATION	1558	RECONCILED	5/31/2021		296.21
19553	437004	ACCOUNTS_PAYA BLE	5/19/2021	RADI-O-SOUND COMMUNICATIO NS	5681	RECONCILED	5/31/2021		262.35
19551	437005	ACCOUNTS_PAYA BLE	5/19/2021	SLUGGERS OF OHIO, LLC	4039	RECONCILED	5/31/2021		2,485.00
19548	437006	ACCOUNTS_PAYA BLE	5/19/2021	ZEIGLER TROPHIES LLC	830	RECONCILED	5/31/2021		263.20

Start Date: 5/1/21

End Date: 5/31/21

LOWELLVILLE LOCAL SCHOOL DSTRT

Disbursement Summary Report

Reference Number	Check Number	Type	Date	Name	Vendor #	Status	Reconcile Date	Void Date	Amount
19558	437007	ACCOUNTS_PAYA BLE	5/20/2021	Mia Dirienzo	7602	RECONCILED	5/31/2021		\$ 200.00
19559	901180	ACCOUNTS_PAYA BLE	5/20/2021	ARBITER PAY	900010	RECONCILED	5/31/2021		2,750.00
19537	901175	ACCOUNTS_PAYA BLE	5/21/2021	State Teacher Ret. Sys	280	RECONCILED	5/31/2021		1,250.60
19538	901176	ACCOUNTS_PAYA BLE	5/21/2021	SCHOOL EMPLOYEES RETIREMENT	900007	RECONCILED	5/31/2021		253.85
19539	901177	ACCOUNTS_PAYA BLE	5/21/2021	HUNTINGTON BANK	1	RECONCILED	5/31/2021		1,937.07
19540	901178	PAYROLL	5/21/2021	LOWELLVILLE LOCAL SCHOOL DSTRT		RECONCILED	5/31/2021		132,879.26
19560	437008	REFUND	5/25/2021	Michelle Williams	7933	OUTSTANDING			55.00
19561	437009	ACCOUNTS_PAYA BLE	5/25/2021	ELRICO VINCENT ALLI	7493	OUTSTANDING			400.00
19562	437010	ACCOUNTS_PAYA BLE	5/25/2021	DYLAN P. BELL	7816	RECONCILED	5/31/2021		400.00
19563	437011	ACCOUNTS_PAYA BLE	5/25/2021	BELLERIA	7256	OUTSTANDING			47.50
19564	437012	ACCOUNTS_PAYA BLE	5/25/2021	GRACE SERVICES, INC	5826	RECONCILED	5/31/2021		98.00
19565	437013	ACCOUNTS_PAYA BLE	5/25/2021	HEALTHCARE PROCESS	6338	OUTSTANDING			250.00
19566	437014	ACCOUNTS_PAYA BLE	5/25/2021	JENNIFER JOHNSON	7403	OUTSTANDING			50.00
19567	437015	ACCOUNTS_PAYA BLE	5/25/2021	JOSTENS	3702	OUTSTANDING			122.75
19568	437016	ACCOUNTS_PAYA BLE	5/25/2021	STACY KARIS	6726	RECONCILED	5/31/2021		600.00
19569	437017	ACCOUNTS_PAYA BLE	5/25/2021	JEFFREY JAY LEWIS	7604	RECONCILED	5/31/2021		400.00
19570	437018	ACCOUNTS_PAYA BLE	5/25/2021	Lyden Oil Company	7812	OUTSTANDING			653.56
19571	437019	ACCOUNTS_PAYA BLE	5/25/2021	MAHONING COUNTY EDUCATIONAL	3362	OUTSTANDING			2,534.67
19572	437020	ACCOUNTS_PAYA BLE	5/25/2021	MAHONING COUNTY SCHOOL	739	OUTSTANDING			54,144.17
19573	437021	ACCOUNTS_PAYA BLE	5/25/2021	OFFICE DEPOT	7296	OUTSTANDING			202.47
19574	437022	ACCOUNTS_PAYA BLE	5/25/2021	OHIO EDISON CO.	22	RECONCILED	5/31/2021		13,000.39
19575	437023	ACCOUNTS_PAYA BLE	5/25/2021	POLAND GIANT EAGLE #688	2516	OUTSTANDING			74.82
19576	437024	ACCOUNTS_PAYA BLE	5/25/2021	SCHOOLPOINTE, INC	7302	OUTSTANDING			3,500.00

Start Date: 5/1/21

End Date: 5/31/21

LOWELLVILLE LOCAL SCHOOL DSTR**Disbursement Summary Report**

Reference Number	Check Number	Type	Date	Name	Vendor #	Status	Reconcile Date	Void Date	Amount
19577	437025	ACCOUNTS_PAYA BLE	5/25/2021	SHINDIGZ	7261	OUTSTANDING			\$ 164.90
19578	437026	ACCOUNTS_PAYA BLE	5/25/2021	GEORGE P STAMOS	7819	RECONCILED	5/31/2021		200.00
19579	437027	ACCOUNTS_PAYA BLE	5/25/2021	BRIAN WHARRY	7934	OUTSTANDING			50.00
19541	901179	ACCOUNTS_PAYA BLE	5/31/2021	HUNTINGTON BANK	1	RECONCILED	5/31/2021		40,440.00
Grand Total									\$ 452,821.89