



Lowellville Local School District

# Monthly Financial Report

Fiscal Year 2021 Revenue and Expenditure Activity Through November

PREPARED BY:  
BRYAN SCHIRALDI, TREASURER

# Table of Contents

FISCAL YEAR 2021 REVENUE AND EXPENDITURE ANALYSIS THROUGH NOVEMBER	3
FISCAL YEAR 2021 MONTHLY REVENUE ANALYSIS - NOVEMBER	4
FISCAL YEAR 2021 REVENUE ANALYSIS - JULY - NOVEMBER	5
FISCAL YEAR 2021 MONTHLY EXPENDITURE ANALYSIS - NOVEMBER	6
FISCAL YEAR 2021 EXPENDITURE ANALYSIS - JULY - NOVEMBER	7
BANK RECONCILIATION	8

## FISCAL YEAR 2021 REVENUE AND EXPENDITURE ANALYSIS THROUGH

### 1. ACTUAL COMPARED TO FORECAST VARIANCE AND NET FAVORABILITY ANALYSIS

CURRENT YEAR-TO-DATE  
REVENUE COLLECTIONS  
INDICATE A

**\$137**

UNFAVORABLE COMPARED TO  
FORECAST

CURRENT YEAR-TO-DATE  
EXPENDITURES INDICATE A

**\$89,634**

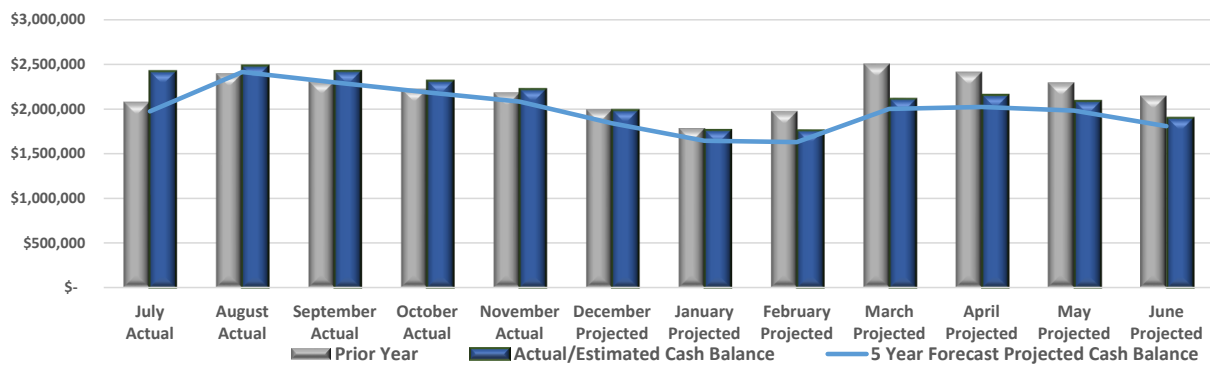
FAVORABLE COMPARED TO  
FORECAST

POTENTIAL NET IMPACT  
WOULD RESULT IN A

**\$89,497**

FAVORABLE IMPACT ON THE  
CASH BALANCE

### 2. VARIANCE AND CASH BALANCE COMPARISON



NOVEMBER CASH BALANCE IS

**\$43,539**

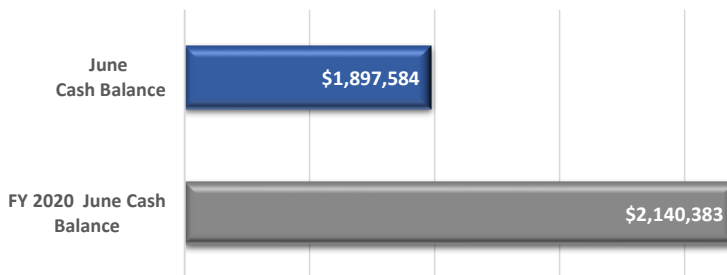
MORE THAN LAST NOVEMBER

NOVEMBER CASH BALANCE IS

**\$89,497**

MORE THAN THE FORECASTED  
AMOUNT

### 3. FISCAL YEAR 2021 REVENUE SHORTFALL/SURPLUS ANALYSIS (BASED UPON ACTUAL/ESTIMATED VARIANCE)



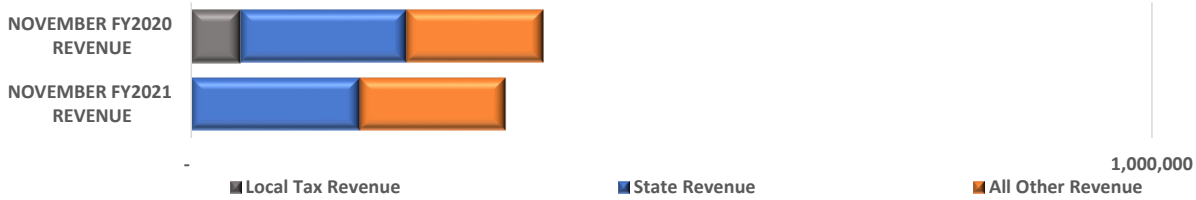
OPERATING DEFICIT OF

**\$(242,799)**

WILL DECREASE THE CASH BALANCE  
BY THE END OF THE FISCAL YEAR

## FISCAL YEAR 2021 MONTHLY REVENUE ANALYSIS - NOVEMBER

### 1. NOVEMBER REVENUE COLLECTIONS COMPARED TO PRIOR YEAR



	Actual Revenue Collections For November	Prior Year Revenue Collections		Actual Compared to Last Year
Local Tax Revenue	-	51,473	▼	(51,473)
State Revenue	175,889	172,618	▲	3,271
All Other Revenue	151,659	142,534	▲	9,125
<b>Total Revenue</b>	<b>327,549</b>	<b>366,626</b>	▼	<b>(39,077)</b>

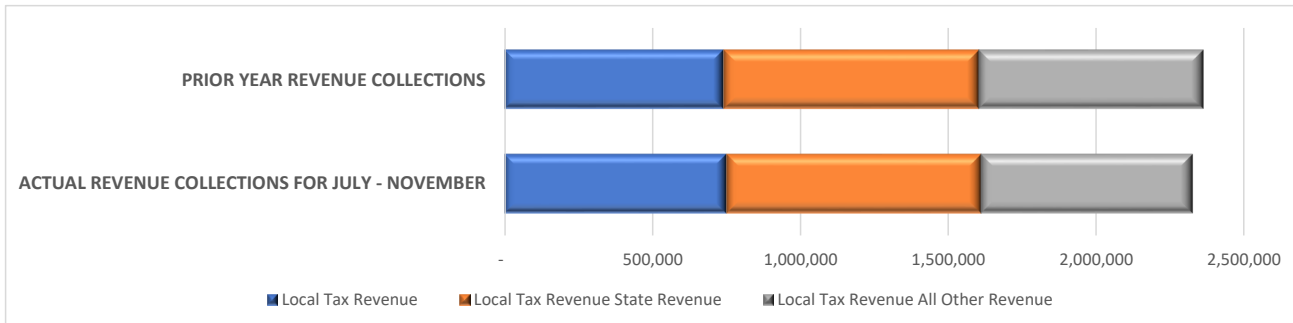
Actual revenue for the month was down

**\$39,077**

compared to last year.

Large variance is due to the timing of local revenues being received.

### 2. ACTUAL REVENUE RECEIVED THROUGH NOVEMBER COMPARED TO THE PRIOR YEAR



	Actual Revenue Collections For July - November	Prior Year Revenue Collections For July - November		Current Year Compared to Last Year
Local Tax Revenue	749,526	740,277	▲	9,249
State Revenue	862,115	863,863	▼	(1,747)
All Other Revenue	716,036	759,931	▼	(43,895)
<b>Total Revenue</b>	<b>2,327,677</b>	<b>2,364,071</b>	▼	<b>(36,394)</b>

COMPARED TO THE SAME PERIOD, TOTAL REVENUES ARE

**\$36,394**

LOWER THAN THE PREVIOUS YEAR

Tuition receipts are lower than prior year causing the largest variance.

## FISCAL YEAR 2021 REVENUE ANALYSIS - JULY - NOVEMBER

### 3. POSSIBLE CASH FLOW VARIANCE FROM FORECAST DUE TO FYTD ACTUAL RESULTS

CURRENT YEAR-TO-DATE REVENUE  
COLLECTIONS INDICATE A

**\$137**

UNFAVORABLE COMPARED TO  
FORECAST

	Forecast Annual Revenue Estimates	Cash Flow Actual/Estimated Calculated Annual Amount	Current Year Forecast Compared to Actual/Estimated
Local Tax Revenue	1,576,606	1,567,416	(9,190)
State Revenue	2,064,472	2,071,702	7,230
All Other Revenue	1,874,362	1,876,186	1,824
Total Revenue	5,515,440	5,515,303	(137)

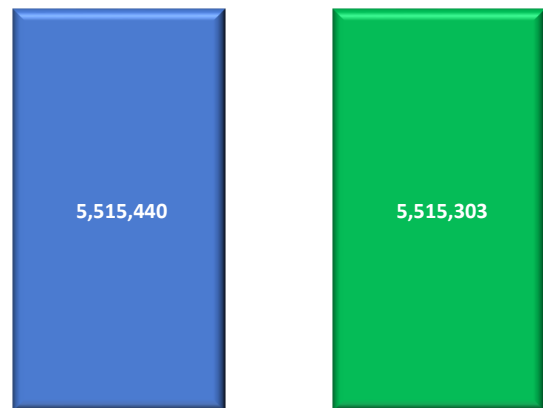
The district's current cash flow, both actual and estimated indicate a unfavorable variance of \$137

Revenues are on track with Forecast

### 4. REVENUE VARIANCE ANALYSIS OF POTENTIAL IMPACT

Results through November indicate that Fiscal Year 2021 actual/estimated revenue could total \$5,515,303, a unfavorable variance of \$137 compared to the annual forecast total revenue. This means the forecast cash balance could be reduced.

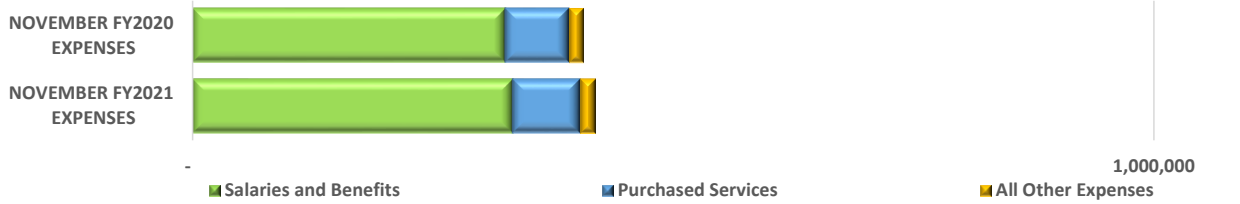
#### Comparison of 5 Year Forecast Total Revenue with Actual + Estimated Monthly Cash Flow



2021 5-Year Forecast Total Revenue      July - November Actual Revenue Collected To-date plus December - June Estimated Revenue Collections

## FISCAL YEAR 2021 MONTHLY EXPENDITURE ANALYSIS - NOVEMBER

### 1. NOVEMBER EXPENDITURES COMPARED TO PRIOR YEAR



	Actual Expenses For November	Prior Year Expenditure Incurred		Actual Compared to Last Year
Salaries and Benefits	332,975	325,330	▲	<b>7,644</b>
Purchased Services	70,289	66,654	▲	<b>3,635</b>
All Other Expenses	16,040	15,336	▲	<b>704</b>
<b>Total Expenditures</b>	<b>419,304</b>	<b>407,320</b>	▲	<b>11,983</b>

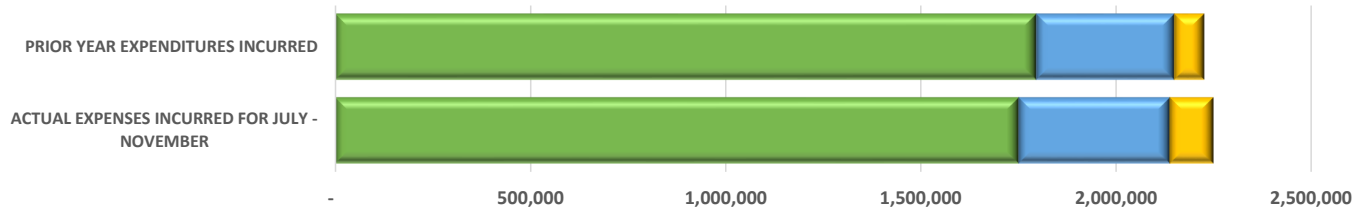
Actual expenses for the month was up

**\$11,983**

compared to last year.

Additional staffing has caused a slight increase in wages compared to prior year.

### 2. ACTUAL EXPENSES INCURRED THROUGH NOVEMBER COMPARED TO THE PRIOR YEAR



	Actual Expenses For July - November	Prior Year Expenditures Incurred		Actual Compared to Last Year
Salaries and Benefits	1,751,215	1,795,889	▼	<b>(44,675)</b>
Purchased Services	387,567	353,674	▲	<b>33,893</b>
All Other Expenses	109,795	76,478	▲	<b>33,317</b>
<b>Total Expenditures</b>	<b>2,248,577</b>	<b>2,226,041</b>	▲	<b>22,535</b>

Compared to the same period, total expenditures are

**\$22,535**

higher than the previous year

Expenses are up due to additional purchased services and supplies/materials due to COVID.

## FISCAL YEAR 2021 EXPENDITURE ANALYSIS - JULY - NOVEMBER

### 3. POSSIBLE CASH FLOW VARIANCE FROM FORECAST DUE TO FYTD ACTUAL RESULTS

**CURRENT YEAR-TO-DATE  
EXPENDITURES INDICATE A**

**\$89,634**

**FAVORABLE COMPARED TO  
FORECAST**

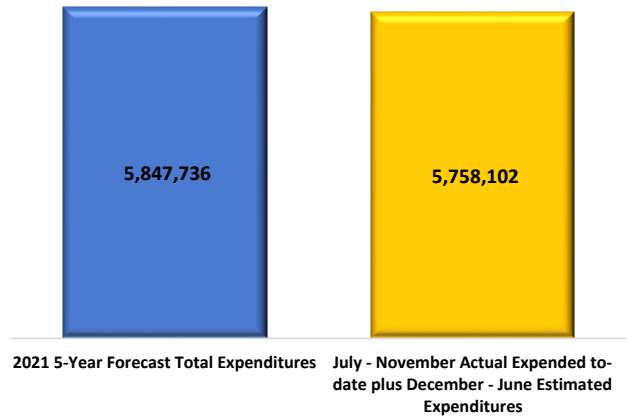
	Forecasted Annual Expenses	Cash Flow Actual/Estimated Calculated Annual Amount	Forecasted amount compared to Actual/Estimated
Salaries and Benefits	4,650,417	4,583,360	▼ (67,057)
Purchased Services	917,657	920,489	▲ 2,832
All Other Expenses	279,662	254,252	▼ (25,409)
<b>Total Expenditures</b>	<b>5,847,736</b>	<b>5,758,102</b>	<b>▼ (89,634)</b>

The district's current cash flow, both actual and estimated expenditures indicate a favorable variance of \$89,634.

### 4. EXPENDITURE VARIANCE ANALYSIS OF POTENTIAL IMPACT

Results through November indicate that Fiscal Year 2021 actual/estimated expenditures could total \$5,758,102 which has a favorable expenditure variance of \$89,634. This means the forecast cash balance could be improved.

Comparison of 5 Year Forecast Total  
Expenditures with Actual + Estimated  
Monthly Cash Flow



**LOWELLVILLE LOCAL SCHOOL DISTRICT  
BANK RECONCILIATION  
November 30, 2020**

Huntington Bank		Beginning 11/1/2020	Additions	Subtractions	Ending 11/30/2020	Balance Per Books
General	1190	\$ 704,447.06	\$ 308,852.48	\$ (522,645.96)	\$ 490,653.58	<b>BOOK BALANCE</b>
Payroll	7667	\$ -	\$ 263,974.36	\$ (256,871.06)	\$ 7,103.30	FINSUMM      \$ 3,967,168.15
Athletic Start Up Change		\$ -	\$ -	\$ -	\$ -	
Bank Check Clearing Error		\$ -	\$ -	\$ -	\$ -	
Deposit in Transit PayFort		\$ 145.00	\$ -	\$ (145.00)	\$ -	
Endowment		\$ 922.91	\$ -	\$ (3.14)	\$ 919.77	
Wealth Acct	0453	\$ 3,584,266.56	\$ 2,920.26	\$ (307.98)	\$ 3,586,878.84	
		\$ 4,289,781.53	\$ 575,747.10	\$ (779,973.14)	\$ 4,085,555.49	
Previous Out	General	\$ (48,358.33)		\$ 48,358.33	\$ -	
	Payroll	\$ -		\$ -	\$ -	
					\$ -	
O/S	General			\$ (111,284.74)	\$ (111,284.74)	
	Payroll			\$ (7,103.30)	\$ (7,103.30)	
Deposits in Transit				\$ -	\$ -	
Bank Recon Error				\$ 0.70	\$ 0.70	
Reconciled Bank Balance		\$ 4,241,423.20	\$ 575,747.10	\$ (850,002.15)	\$ 3,967,168.15	\$ 3,967,168.15
						\$ 3,967,168.15
Checks/CHKSTS				\$ -		
Checks/CHEKPY				\$ -		
Deposits/RECLST		\$ -				
Trsf From Gen to Payroll		\$ -	\$ -			
Trsf From Gen to Activity		\$ -	\$ -			
Trsf From Payroll to Gen		\$ -				
		\$ -	\$ -			
DIFFERENCE						
Difference Bank to Book						

NOTE - There was a \$0.70 variance stemming from the cafeteria fund causing a reconciliation variance with the bank. This variance will be rectified in future months.



## LOWELLVILLE LOCAL SCHOOL DSTR

## Cash Summary Report

Full Account Code	Description	Initial Cash	MTD Received	FYTD Received	MTD Expended	FYTD Expended	Fund Balance	Encumbrance	Unencumbered Balance
001-0000	GENERAL FUND	\$ 2,140,382.78	\$ 327,548.57	\$ 2,327,676.80	\$ 419,303.84	\$ 2,248,576.79	\$ 2,219,482.79	\$ 703,979.14	\$ 1,515,503.65
001-9020	MEDICARE ADJUSTMENT	0.00	0.00	0.00	0.00	0.00	0.00	0.00	0.00
002-0000	BOND RETIREMENT FUND	210,976.25	0.00	93,049.10	178,650.00	179,996.32	124,029.03	9,318.76	114,710.27
003-0000	PERMANENT IMPROVEMENT	98.78	0.02	0.71	99.47	99.47	0.02	0.00	0.02
006-0000	FOOD SERVICE FUND	191,044.50	12,897.80	38,576.49	16,042.13	70,663.53	158,957.46	125,843.18	33,114.28
008-0000	ENDOWMENT FUND	922.91	0.00	0.00	0.00	0.00	922.91	0.00	922.91
013-9005	RECREATION-PARK	24,883.94	0.00	0.00	0.00	0.00	24,883.94	0.00	24,883.94
013-9905	RECREATION-EXERCISE	500.01	0.00	0.00	0.00	0.00	500.01	0.00	500.01
018-9990	PRINCIPAL'S FUND	610.78	0.00	0.00	0.00	0.00	610.78	0.00	610.78
018-9991	PRINCIPAL FUND DONATIONS	743.54	0.00	0.00	0.00	0.00	743.54	0.00	743.54
019-0000	LOCAL STUDENT ASSISTANCE FUND	865.95	0.00	0.00	0.00	0.00	865.95	0.00	865.95
019-9000	SUCCESS BY SIX-UNITED WAY	640.60	0.00	0.00	0.00	0.00	640.60	0.00	640.60
019-9017	MARTHA HOLDEN JENNINGS FOUNDATION GRANTS	45.52	0.00	0.00	0.00	45.52	0.00	0.00	0.00
019-9018	MARTHA HOLDEN JENNINGS FOUNDATION GRANTS	0.00	0.00	0.00	0.00	0.00	0.00	0.00	0.00
022-0000	OHSAA TOURNAMENT FUND	0.00	2,557.55	2,557.55	0.00	0.00	2,557.55	0.00	2,557.55
022-9016	UNCLAIMED FUNDS	5,233.81	0.00	0.00	0.00	0.00	5,233.81	0.00	5,233.81
027-9005	WORKER'S COMPENSATION FUND	54,883.64	0.00	0.00	0.00	0.00	54,883.64	0.00	54,883.64
029-0000	LOWELLVILLE SCHOOL FOUNDATION	134,251.56	120.85	2,016.83	0.00	125.00	136,143.39	0.00	136,143.39
034-0000	FACILITIES MAINTENANCE	205,623.69	171.65	11,020.19	414.25	23,274.41	193,369.47	16,968.46	176,401.01
035-0000	TERMINATION BENEFITS	73,586.30	0.00	0.00	0.00	7,208.22	66,378.08	0.00	66,378.08
070-0000	CAPITAL PROJECT-ROOF	325,367.60	516.11	4,713.20	0.00	0.00	330,080.80	0.00	330,080.80
070-9001	CAPITAL EQUIPMENT-BUS	145,241.31	0.00	0.00	0.00	42,125.13	103,116.18	0.00	103,116.18
070-9007	CAPITAL PROJECTS BUILDINGS & GROUNDS	604,200.79	0.00	0.00	15,499.99	23,295.99	580,904.80	1,628.70	579,276.10
200-9128	CLASS OF 2024	0.00	182.00	182.00	0.00	0.00	182.00	0.00	182.00
200-9129	CLASS OF 2018	0.00	0.00	0.00	0.00	0.00	0.00	0.00	0.00
200-9130	CLASS OF 2019	422.40	0.00	0.00	0.00	0.00	422.40	0.00	422.40
200-9131	CLASS OF 2020	2,169.46	0.00	0.00	0.00	0.00	2,169.46	0.00	2,169.46
200-9132	CLASS OF 2021	2,754.83	0.00	0.00	0.00	300.00	2,454.83	30.00	2,424.83
200-9133	CLASS OF 2022	1,110.45	0.00	0.00	0.00	336.52	773.93	0.00	773.93
200-9134	CLASS OF 2023	777.10	0.00	0.00	0.00	0.00	777.10	0.00	777.10
200-9180	ART	445.60	0.00	0.00	0.00	0.00	445.60	0.00	445.60
200-9181	ACADEMIC CHALLENGE	982.88	0.00	0.00	200.00	200.00	782.88	0.00	782.88
200-9182	DRAMA CLUB	946.70	0.00	0.00	0.00	0.00	946.70	150.00	796.70
200-9183	FTA	0.00	0.00	0.00	0.00	0.00	0.00	0.00	0.00
200-9184	ITALIAN CLUB	1,104.60	0.00	0.00	0.00	0.00	1,104.60	0.00	1,104.60
200-9185	NATIONAL HONOR SOCIETY	1,442.33	0.00	0.00	0.00	385.00	1,057.33	0.00	1,057.33
200-9186	ROCKETEER	72.75	0.00	0.00	0.00	0.00	72.75	0.00	72.75

## LOWELLVILLE LOCAL SCHOOL DSTR

## Cash Summary Report

Full Account Code	Description	Initial Cash	MTD Received	FYTD Received	MTD Expended	FYTD Expended	Fund Balance	Encumbrance	Unencumbered Balance
200-9187	S.A.A.D.	\$ 822.66	\$ 0.00	\$ 0.00	\$ 0.00	\$ 0.00	\$ 822.66	\$ 0.00	\$ 822.66
200-9188	SCIENCE	0.00	0.00	0.00	0.00	0.00	0.00	0.00	0.00
200-9189	SPANISH CLUB	711.06	0.00	0.00	0.00	0.00	711.06	0.00	711.06
200-9190	STUDENT ASSISTANCE	0.00	0.00	0.00	0.00	0.00	0.00	0.00	0.00
200-9191	STUDENT COUNCIL	621.28	0.00	0.00	0.00	0.00	621.28	0.00	621.28
200-9192	YEARBOOK - HIGH SCHOOL	99.96	0.00	901.00	0.00	0.00	1,000.96	0.00	1,000.96
200-9193	YEARBOOK - ELEMENTARY	0.00	0.00	0.00	0.00	0.00	0.00	0.00	0.00
200-9194	WELLNESS CLUB	2,866.78	0.00	0.00	0.00	0.00	2,866.78	0.00	2,866.78
200-9195	PEP CLUB	629.55	0.00	0.00	0.00	0.00	629.55	0.00	629.55
200-9196	CHARACTER AVENGERS	2,138.56	0.00	56.00	0.00	0.00	2,194.56	0.00	2,194.56
200-9901	ACTIVITY FUNDS-INTEREST	2,076.18	0.00	0.00	0.00	0.00	2,076.18	0.00	2,076.18
200-9905	HELP A STUDENT	0.00	0.00	0.00	0.00	0.00	0.00	0.00	0.00
200-9907	STUDENT FEES	26,425.77	20.00	20.00	1,790.41	9,738.04	16,707.73	1,744.00	14,963.73
300-9200	BASKETBALL-BOY'S	0.00	0.00	0.00	585.50	585.50	(585.50)	0.00	(585.50)
300-9210	LHS BAND	1,550.96	0.00	0.00	0.00	398.75	1,152.21	601.25	550.96
300-9215	CHEERLEADERS	2,021.39	0.00	8,339.70	0.00	8,955.95	1,405.14	0.00	1,405.14
300-9216	VOLLEYBALL	0.00	0.00	0.00	0.00	681.49	(681.49)	0.00	(681.49)
300-9217	JR. HIGH CHEERLEADERS	639.82	0.00	5,293.36	735.00	5,861.12	72.06	0.00	72.06
300-9220	AD Fundraisers	0.00	0.00	16,007.00	143.16	9,046.55	6,960.45	0.00	6,960.45
300-9225	ATHLETIC FUND	1,145.00	1,994.98	17,550.98	5,082.32	38,933.26	(20,237.28)	17,627.22	(37,864.50)
300-9300	BASKETBALL-BOY'S FUNDRAISERS	1,843.50	0.00	0.00	166.00	166.00	1,677.50	0.00	1,677.50
300-9301	BASKETBALL-GIRL'S FUNDRAISERS	3,516.97	0.00	0.00	0.00	0.00	3,516.97	270.00	3,246.97
300-9302	FOOTBALL FUNDRAISERS	1,659.97	0.00	260.00	500.93	1,227.91	692.06	500.00	192.06
300-9303	SOFTBALL FUNDRAISERS	1,697.00	0.00	0.00	0.00	0.00	1,697.00	0.00	1,697.00
300-9304	BOWLING FUNDRAISERS	13.91	0.00	0.00	0.00	0.00	13.91	0.00	13.91
300-9305	BASEBALL FUNDRAISERS	523.26	0.00	0.00	0.00	0.00	523.26	0.00	523.26
300-9307	CROSS COUNTRY FUNDRAISERS	280.96	0.00	0.00	0.00	0.00	280.96	0.00	280.96
300-9309	TRACK FUNDRAISERS	135.09	0.00	0.00	0.00	0.00	135.09	0.00	135.09
300-9311	JR. HIGH FOOTBALL- FUNDRAISERS	1.50	0.00	0.00	0.00	0.00	1.50	0.00	1.50
300-9316	VOLLEYBALL FUNDRAISERS	1,332.15	0.00	0.00	0.00	0.00	1,332.15	0.00	1,332.15
451-9019	E-TECH CONNECTIVITY 2019- 2020	0.00	0.00	0.00	0.00	0.00	0.00	0.00	0.00
451-9021	DATA COMMUNICATION FUND	0.00	0.00	1,800.00	0.00	0.00	1,800.00	0.00	1,800.00
467-0000	Student Wellness and Success Funds	7,137.75	0.00	0.00	266.34	6,351.08	786.67	0.00	786.67
467-9021	Student Wellness and Success Fund	0.00	0.00	30,808.00	6,102.47	21,756.26	9,051.74	0.00	9,051.74
499-9018	SCHOOL BUS GRANT FY21	0.00	0.00	39,254.87	0.00	39,254.87	0.00	0.00	0.00
499-9019	OHIO SCHOOL SAFETY GRANT	0.00	0.00	0.00	0.00	0.00	0.00	0.00	0.00

## LOWELLVILLE LOCAL SCHOOL DSTR

## Cash Summary Report

Full Account Code	Description	Initial Cash	MTD Received	FYTD Received	MTD Expended	FYTD Expended	Fund Balance	Encumbrance	Unencumbered Balance
499-9020	OHBWC SCHOOL SAFETY & SECURITY GRANT	\$ 459.56	\$ 0.00	\$ 0.00	\$ 0.00	\$ 0.00	\$ 459.56	\$ 0.00	\$ 459.56
499-9021	MISCELLANEOUS STATE GRANT FUND	2,500.00	0.00	0.00	0.00	2,500.00	0.00	0.00	0.00
507-9021	ELEMENTARY AND SECONDARY SCHOOL EMERGENCY RELIEF FUND	0.00	0.00	0.00	866.99	46,840.34	(46,840.34)	0.00	(46,840.34)
510-9021	CORONA VIRUS RELIEF FUND	0.00	44,613.94	44,613.94	3,935.70	44,613.94	0.00	0.00	0.00
516-9004	IDEA 6B RESTORATION 2019-2020	0.00	0.00	5,166.80	0.00	5,166.80	0.00	0.00	0.00
516-9020	IDEA B FISCAL YEAR 2020	0.00	0.00	8,314.66	0.00	8,314.66	0.00	0.00	0.00
516-9021	IDEA B FY2021	0.00	0.00	0.00	8,393.62	22,980.86	(22,980.86)	0.00	(22,980.86)
572-9020	TITLE I FISCAL YEAR 2020	0.00	0.00	10,488.97	0.00	10,488.97	0.00	0.00	0.00
572-9021	TITLE I FISCAL YEAR 2021	0.00	0.00	0.00	3,446.16	11,641.47	(11,641.47)	0.00	(11,641.47)
590-9020	TITLE II-A FISCAL YEAR 2020	0.00	0.00	0.00	0.00	0.00	0.00	0.00	0.00
590-9021	TITLE II-A FISCAL YEAR 2021	0.00	0.00	0.00	1,034.80	2,931.93	(2,931.93)	0.00	(2,931.93)
599-9020	TITLE IVA FISCAL YEAR 2020	0.00	0.00	0.00	0.00	0.00	0.00	0.00	0.00
599-9021	TITLE IVA FISCAL YEAR 2021	0.00	0.00	0.00	1,616.30	1,616.30	(1,616.30)	0.00	(1,616.30)
<b>Grand Total</b>		<b>\$ 4,195,183.95</b>	<b>\$ 390,623.47</b>	<b>\$ 2,668,668.15</b>	<b>\$ 664,875.38</b>	<b>\$ 2,896,683.95</b>	<b>\$ 3,967,168.15</b>	<b>\$ 878,660.71</b>	<b>\$ 3,088,507.44</b>

Start Date: 11/1/20

End Date: 11/30/20

## LOWELLVILLE LOCAL SCHOOL DSTR

### Disbursement Summary Report

Reference Number	Check Number	Type	Date	Name	Vendor #	Status	Reconcile Date	Void Date	Amount
19058	436555	ACCOUNTS_PAYA BLE	11/5/2020	ACCESS COUNCIL	88	RECONCILED	11/30/2020		\$ 1,320.98
19042	436556	ACCOUNTS_PAYA BLE	11/5/2020	AED SUPERSTORE	5991	RECONCILED	11/30/2020		950.14
19039	436557	ACCOUNTS_PAYA BLE	11/5/2020	ELRICO VINCENT ALLI	7493	RECONCILED	11/30/2020		100.00
19049	436558	ACCOUNTS_PAYA BLE	11/5/2020	AQUA OHIO, INC.	23	RECONCILED	11/30/2020		348.72
19037	436559	ACCOUNTS_PAYA BLE	11/5/2020	Banding Together LLC	7911	RECONCILED	11/30/2020		1,010.25
19051	436560	ACCOUNTS_PAYA BLE	11/5/2020	DYLAN P. BELL	7816	RECONCILED	11/30/2020		125.00
19047	436561	ACCOUNTS_PAYA BLE	11/5/2020	Patrick Campbell	7599	OUTSTANDING			100.00
19056	436562	ACCOUNTS_PAYA BLE	11/5/2020	CINTAS CORPORATION LOC. 310	5110	RECONCILED	11/30/2020		68.12
19052	436563	ACCOUNTS_PAYA BLE	11/5/2020	DOMINION EAST OHIO	24	RECONCILED	11/30/2020		294.64
19046	436564	ACCOUNTS_PAYA BLE	11/5/2020	JULIAN & GRUBE, INC.	5217	RECONCILED	11/30/2020		1,367.00
19057	436565	ACCOUNTS_PAYA BLE	11/5/2020	STACY KARIS	6726	RECONCILED	11/30/2020		425.00
19054	436566	ACCOUNTS_PAYA BLE	11/5/2020	LOWELLVILLE FIREFIGHTER'S	5692	OUTSTANDING			750.00
19043	436567	ACCOUNTS_PAYA BLE	11/5/2020	Lyden Oil Company	7812	RECONCILED	11/30/2020		451.58
19053	436568	ACCOUNTS_PAYA BLE	11/5/2020	NORTHERN BUCKEYE	7009	RECONCILED	11/30/2020		3,113.74
19036	436569	ACCOUNTS_PAYA BLE	11/5/2020	OFFICE DEPOT	7296	RECONCILED	11/30/2020		216.72
19059	436570	ACCOUNTS_PAYA BLE	11/5/2020	PENN-OHIO SEALING CO., LLC	540	RECONCILED	11/30/2020		3,950.00
19044	436571	ACCOUNTS_PAYA BLE	11/5/2020	PRO TECH SECURITY INC	6015	RECONCILED	11/30/2020		257.85
19041	436572	ACCOUNTS_PAYA BLE	11/5/2020	Quadient Finance USA, Inc.	7862	RECONCILED	11/30/2020		700.00
19055	436573	ACCOUNTS_PAYA BLE	11/5/2020	REPUBLIC SERVICES #262	7194	RECONCILED	11/30/2020		317.27
19048	436574	ACCOUNTS_PAYA BLE	11/5/2020	RIDDELL/ALL AMERICAN	3350	RECONCILED	11/30/2020		1,028.91
19045	436575	ACCOUNTS_PAYA BLE	11/5/2020	DANIEL J SUPERAK	7914	RECONCILED	11/30/2020		100.00
19035	436576	ACCOUNTS_PAYA BLE	11/5/2020	US BANK	5669	RECONCILED	11/30/2020		178,650.00
19050	436577	ACCOUNTS_PAYA BLE	11/5/2020	VERIZON WIRELESS	6280	RECONCILED	11/30/2020		18.75

Start Date: 11/1/20

End Date: 11/30/20

## LOWELLVILLE LOCAL SCHOOL DSTRT

### Disbursement Summary Report

Reference Number	Check Number	Type	Date	Name	Vendor #	Status	Reconcile Date	Void Date	Amount
19038	436578	ACCOUNTS_PAYA BLE	11/5/2020	Wieser Educational, Inc.	7913	RECONCILED	11/30/2020		\$ 103.00
19040	436579	ACCOUNTS_PAYA BLE	11/5/2020	SHC YOUNGSTOWN OHIO OUTPATIENT	3901	RECONCILED	11/30/2020		152.50
19033	901105	ACCOUNTS_PAYA BLE	11/6/2020	HUNTINGTON BANK	1	RECONCILED	11/30/2020		1,846.27
19031	901106	ACCOUNTS_PAYA BLE	11/6/2020	State Teacher Ret. Sys	280	RECONCILED	11/30/2020		1,250.60
19032	901107	ACCOUNTS_PAYA BLE	11/6/2020	SCHOOL EMPLOYEES RETIREMENT	900007	RECONCILED	11/30/2020		253.85
19034	901108	PAYROLL	11/6/2020	LOWELLVILLE LOCAL SCHOOL DSTRT		RECONCILED	11/30/2020		126,241.17
19060	436580	ACCOUNTS_PAYA BLE	11/12/2020	TREASURER, STATE OF OHIO	408	RECONCILED	11/30/2020		334.25
19068	436581	ACCOUNTS_PAYA BLE	11/12/2020	GRAINGER	535	RECONCILED	11/30/2020		139.13
19072	436582	ACCOUNTS_PAYA BLE	11/12/2020	PENN-OHIO SEALING CO., LLC	540	RECONCILED	11/30/2020		30.00
19077	436583	ACCOUNTS_PAYA BLE	11/12/2020	BIG TEAMS LLC	3701	RECONCILED	11/30/2020		1,250.00
19078	436584	ACCOUNTS_PAYA BLE	11/12/2020	CASTLE MAINTENANCE PRODUCTS	4303	RECONCILED	11/30/2020		2,568.64
19073	436585	ACCOUNTS_PAYA BLE	11/12/2020	OHIO SCHOOLS COUNCIL - GAS	5689	RECONCILED	11/30/2020		1,539.00
19071	436586	ACCOUNTS_PAYA BLE	11/12/2020	M & N ONE STOP FUEL MART	5757	RECONCILED	11/30/2020		180.38
19062	436587	ACCOUNTS_PAYA BLE	11/12/2020	OHIO SCHOOLS COUNCIL - LIFE	6021	RECONCILED	11/30/2020		665.00
19070	436588	ACCOUNTS_PAYA BLE	11/12/2020	ITC	6936	RECONCILED	11/30/2020		166.00
19067	436589	ACCOUNTS_PAYA BLE	11/12/2020	GREGORY E. BOSSICK	7006	RECONCILED	11/30/2020		200.00
19063	436590	ACCOUNTS_PAYA BLE	11/12/2020	OFFICE DEPOT	7296	RECONCILED	11/30/2020		5.19
19066	436591	ACCOUNTS_PAYA BLE	11/12/2020	PaySchools	7423	RECONCILED	11/30/2020		200.00
19064	436592	ACCOUNTS_PAYA BLE	11/12/2020	PRINTER'S EDGE	7474	RECONCILED	11/30/2020		6,300.00
19061	436593	ACCOUNTS_PAYA BLE	11/12/2020	FISHER AUTO PARTS, INC	7703	RECONCILED	11/30/2020		427.54
19065	436594	ACCOUNTS_PAYA BLE	11/12/2020	Nutrition, Inc	7705	RECONCILED	11/30/2020		9,234.30

Start Date: 11/1/20

End Date: 11/30/20

## LOWELLVILLE LOCAL SCHOOL DSTRT

### Disbursement Summary Report

Reference Number	Check Number	Type	Date	Name	Vendor #	Status	Reconcile Date	Void Date	Amount
19076	436595	ACCOUNTS_PAYA BLE	11/12/2020	ZINKAN ENTERPRISES INC.	7814	RECONCILED	11/30/2020		\$ 80.00
19069	436596	ACCOUNTS_PAYA BLE	11/12/2020	Hometown Journal Publishing Co	7833	RECONCILED	11/30/2020		23.00
19074	436597	ACCOUNTS_PAYA BLE	11/12/2020	CAMBRIDGE EDUCATIONAL SERVICES	7912	OUTSTANDING			651.96
19075	436598	ACCOUNTS_PAYA BLE	11/12/2020	Kenneth M. Barrett Jr.	7915	RECONCILED	11/30/2020		200.00
19079	901109	ACCOUNTS_PAYA BLE	11/20/2020	State Teacher Ret. Sys	280	RECONCILED	11/30/2020		1,250.60
19080	901110	ACCOUNTS_PAYA BLE	11/20/2020	SCHOOL EMPLOYEES RETIREMENT	900007	RECONCILED	11/30/2020		253.85
19081	901111	ACCOUNTS_PAYA BLE	11/20/2020	HUNTINGTON BANK	1	RECONCILED	11/30/2020		2,161.62
19082	901112	PAYROLL	11/20/2020	LOWELLVILLE LOCAL SCHOOL DSTRT		RECONCILED	11/30/2020		133,725.30
19083	901113	ACCOUNTS_PAYA BLE	11/20/2020	HUNTINGTON BANK	1	RECONCILED	11/30/2020		40,440.00
19084	436599	ACCOUNTS_PAYA BLE	11/24/2020	ELRICO VINCENT ALLI	7493	OUTSTANDING			400.00
19085	436600	ACCOUNTS_PAYA BLE	11/24/2020	AQUA OHIO, INC.	23	OUTSTANDING			533.12
19086	436601	ACCOUNTS_PAYA BLE	11/24/2020	ASHTABULA COUNTY EDUCATIONAL	1674	OUTSTANDING			60.00
19087	436602	ACCOUNTS_PAYA BLE	11/24/2020	DYLAN P. BELL	7816	RECONCILED	11/30/2020		400.00
19088	436603	ACCOUNTS_PAYA BLE	11/24/2020	CINTAS CORPORATION LOC. 310	5110	OUTSTANDING			68.12
19089	436604	ACCOUNTS_PAYA BLE	11/24/2020	DELTA TELECOM, INC.	6744	RECONCILED	11/30/2020		735.16
19090	436605	ACCOUNTS_PAYA BLE	11/24/2020	DUMONTS SPORTING GOODS, INC.	7387	RECONCILED	11/30/2020		1,883.55
19091	436606	ACCOUNTS_PAYA BLE	11/24/2020	FIREFLY COMPUTERS, LLC	7086	OUTSTANDING			19,080.00
19092	436607	ACCOUNTS_PAYA BLE	11/24/2020	FUTURE ENERGY SOLUTIONS	7716	RECONCILED	11/30/2020		2,495.69
19093	436608	ACCOUNTS_PAYA BLE	11/24/2020	GRACE SERVICES, INC	5826	RECONCILED	11/30/2020		98.00
19094	436609	ACCOUNTS_PAYA BLE	11/24/2020	GRAINGER	535	RECONCILED	11/30/2020		261.57
19095	436610	ACCOUNTS_PAYA	11/24/2020	ERIC GROW	6635	RECONCILED	11/30/2020		252.90

Start Date: 11/1/20

End Date: 11/30/20

## LOWELLVILLE LOCAL SCHOOL DSTR

### Disbursement Summary Report

Reference Number	Check Number	Type	Date	Name	Vendor #	Status	Reconcile Date	Void Date	Amount
		BLE							
19096	436611	ACCOUNTS_PAYA	11/24/2020	HEALTHCARE	6338	OUTSTANDING			\$ 250.00
		BLE		PROCESS					
19097	436612	ACCOUNTS_PAYA	11/24/2020	HOLMES LEGAL	7730	OUTSTANDING			7,485.25
		BLE		SERVICES, LLC					
19098	436613	ACCOUNTS_PAYA	11/24/2020	STACY KARIS	6726	RECONCILED	11/30/2020		400.00
		BLE							
19099	436614	ACCOUNTS_PAYA	11/24/2020	JEFFREY JAY	7604	RECONCILED	11/30/2020		400.00
		BLE		LEWIS					
19100	436615	ACCOUNTS_PAYA	11/24/2020	Lyden Oil	7812	OUTSTANDING			442.34
		BLE		Company					
19101	436616	ACCOUNTS_PAYA	11/24/2020	MAHONING	3362	OUTSTANDING			225.00
		BLE		COUNTY					
				EDUCATIONAL					
19102	436617	ACCOUNTS_PAYA	11/24/2020	MAHONING	739	OUTSTANDING			51,359.77
		BLE		COUNTY SCHOOL					
19103	436618	ACCOUNTS_PAYA	11/24/2020	Mahoning Valley	7569	RECONCILED	11/30/2020		263.00
		BLE		Athletic Leagu					
19104	436619	ACCOUNTS_PAYA	11/24/2020	MAHONING	7737	OUTSTANDING			493.91
		BLE		VALLEY					
				REGIONAL COG					
19105	436620	ACCOUNTS_PAYA	11/24/2020	OHIO EDISON CO.	22	RECONCILED	11/30/2020		5,475.70
		BLE							
19106	436621	ACCOUNTS_PAYA	11/24/2020	PENN-OHIO	540	OUTSTANDING			205.00
		BLE		SEALING CO.,					
				LLC					
19107	436622	ACCOUNTS_PAYA	11/24/2020	LAWRENCE	7408	RECONCILED	11/30/2020		177.24
		BLE		SAMMARTINO					
19108	436623	ACCOUNTS_PAYA	11/24/2020	SCHOOL NURSE	7192	RECONCILED	11/30/2020		1,000.04
		BLE		SUPPLY INC.					
19109	436624	ACCOUNTS_PAYA	11/24/2020	SOUP CITY	6981	OUTSTANDING			735.00
		BLE		DESIGNS LLC					
19110	436625	ACCOUNTS_PAYA	11/24/2020	GEORGE P	7819	RECONCILED	11/30/2020		400.00
		BLE		STAMOS					
19111	436626	ACCOUNTS_PAYA	11/24/2020	VILLAGE OF	1609	RECONCILED	11/30/2020		330.00
		BLE		LOWELLVILLE					
19112	436627	ACCOUNTS_PAYA	11/24/2020	SHC	3901	OUTSTANDING			280.00
		BLE		YOUNGSTOWN					
				OHIO					
				OUTPATIENT					
19113	436628	ACCOUNTS_PAYA	11/30/2020	The Huntington	7909	OUTSTANDING			2,152.56
		BLE		National Bank					
<b>Grand Total</b>									<b>\$ 625,880.74</b>